

STIHL®



AUS

Full Range Catalogue 2019/2020



"Full power and fantastic innovations – the 2019/20 product range from STIHL"

Whether working in forestry and agriculture, on construction sites, or in the garden, as a STIHL customer you can rely on one thing above all: innovative products that make your work easier. You're sure to strike gold in our catalogue.

We have expanded the range with powerful products in the ground-guided garden tools segment in 2019/20, to make sure that you get everything you need from STIHL for optimum green area maintenance. Digitisation also offers new opportunities: the latest generation of power tools harness a unique interaction between software engineering and innovative product design to achieve impressive performance data. For enhanced efficiency and greater convenience in daily use.

I hope you very much enjoy working with our products!



A handwritten signature in white ink that reads "N. Stihl".

Dr. Nikolas Stihl
Chairman of the STIHL Advisory Board





1

Battery power tools

➤ from page 8



2

Chainsaws and pole pruners

➤ from page 32



3

Cutting attachments

➤ from page 60



4

KombiSystem and MultiSystem

➤ from page 78



5

Battery lawn mowers

➤ from page 90



6

Brushcutters and clearing saws

➤ from page 96



7

Hedge trimmers and long-reach hedge trimmers

➤ from page 124



8

Garden shredders

➤ from page 140



9

Cleaning systems

➤ from page 146



10

Mistblowers and sprayers

➤ from page 182



11

Concrete cutters, cut-off machines and earth augers

➤ from page 190



12

Fuels and lubricants

➤ from page 210



13

Hand tools and forestry accessories

➤ from page 218



14

STIHL brand shop

➤ from page 228

Visit : www.stihl.com.au

15

Personal protective equipment

➤ from page 230



Technology highlights

For more detailed information about our tools and technical solutions, please refer to the glossary

➤ from page 252

NEW PRODUCTS

BATTERY POWER TOOLS

HLA 56 Battery long-reach hedge trimmer.....	16
RMA 339, RMA 460 V Battery lawn mower	17
MSA 161 T Battery chainsaw	21
RMA 443 C, RMA 510 V Battery lawn mower	22
AP 100, AP 200, AP 300 and AP 300 S batteries	28

LAWN MOWERS

RMA 339	17
RMA 443 C	22
RMA 460 V	94
RMA 510 V	95

CHAINSAWS AND POLE PRUNERS

MS 271	37
MS 500i	41
MSA 161 T	42
MS 462 RESCUE	43
MSE 141 C	46
HT 56 C-E	50
HTA 65	51

CUTTING ATTACHMENTS

Replacement stones for portable chain grinders.....	77
---	----

The STIHL MS 500i Chainsaw



TS

KOMBISYSTEM AND MULTISYSTEM

FS-KM AC C 26-2 brushcutter	82
MM 56.....	87
FS-MM trimmer.....	89

BRUSHCUTTERS AND CLEARING SAWS

FS 91, FS 91 R.....	100
FS 111, FS 111 R.....	101
FS 240, FS 240 R.....	102

CLEANING SYSTEMS

BG 86 blower.....	149
RE 90 High pressure cleaner.....	164
RE 110, RE 120 High pressure cleaner	165
RE 130 Plus High pressure cleaner	165
RB High pressure cleaners	167
RB High pressure cleaner accessories.....	168-169

BRAND SHOP

For STIHL branded apparel and merchandise visit:
www.stihl.com.au

Igniting a New Era in Chainsaw Technology.



The STIHL MS 500i is the first Chainsaw in the world to feature electronically controlled fuel injection, making it a true innovation. Rapid acceleration and dynamic pivot behaviour mean that the MS 500i is perfect not only for felling and cutting into lengths but also for pruning.

The revolutionary engine technology and intelligent lightweight design results in the the best power-to-weight ratio on the market: a unique 1.24 kg/kW.

Available from Winter 2019





Hours of work
in the garden...
and still some
power in
reserve.

When garden work needs tackling, endurance is paramount. With our powerful battery tools and their long battery life, you'll be sure to have enough energy. What's more, their compact design and low weight ensure they're a pleasure to use.

Battery products for smaller gardens 12

COMPACT battery power system for medium-sized and larger gardens 14

» Overview of battery charging times, working periods per battery charge, and the battery ranges offered for smaller power tools and the COMPACT battery power system 19

PRO battery power system for professional applications 20

» Overview of battery charging times, working periods per battery charge, and battery ranges offered for PRO battery power system 31



Easy, flexible and sustainable.

Anyone who loves working in the garden and with nature is always thinking of the future. Nature should grow and thrive and, when caring for it, we should ensure sustainability and low emissions. STIHL battery tools are the perfect choice for this task.

Technology

- All STIHL's battery tools are driven by powerful lithium-ion batteries.
- Advanced parts and cutting attachments increase the efficiency of these tools.
- EC motors provide consistent performance.

Quality

- Each and every STIHL battery tool is designed and tested for optimal performance.
- Over 90 years of experience with power tools go into the development of quality, reliable battery tools with top performance.

Diversity

- From small gardens to everyday professional use, STIHL has the right tool for the job.
- STIHL battery power systems with interchangeable batteries make them a versatile choice for any garden task.

Battery power. Made by STIHL.



Battery products for smaller gardens

STIHL battery products give you the support you need for keeping your garden looking its best. With built in batteries, they offer light weight and straightforward handling, making jobs for the domestic user even easier to complete.

➤ Find out more on page 12



COMPACT battery power system for medium-sized and larger gardens

Your garden is your own very personal project, and the tools you use need plenty of power, whilst also being easy to use. The STIHL COMPACT battery power system with interchangeable AK batteries offers a flexible range of tools for medium to large gardens. Domestic use, professional heritage. Ready for any challenge.

➤ Find out more on page 14



PRO battery power system for large gardens and professional applications

Powerful performance, long battery life and outstanding handling are essential when tackling more demanding gardening jobs. STIHL's professional battery products offer quiet, emission free performance, particularly useful in noise-sensitive areas. STIHL offers a wide selection of products for large gardens and professional use in the PRO battery power system range.

➤ Find out more on page 20



Battery products for smaller gardens

STIHL has the right solution for smaller gardening tasks. The tools feature a modern design, making them easy to handle, while their low weight and integrated battery (excluding HSA 25) also makes the hedge trimmer, blower and grass trimmer easier to operate.

HSA 25



Lithium-Ion

Battery shrub shears with shrub and grass trimmer attachments. Shrub trimmer to trim and maintain small evergreen hedges and small-leaved ornamental trees with up to 8mm branch thickness. Grass trimmer attachment for edging around smaller lawns, patios and flower beds. Comfortable and rubberised handle, double-stroke blade for a powerful cut and low vibration, weight 0.6kg^①. Battery only fits the HSA 25. For work close to the ground, it is recommended to use the telescopic shaft. For more information on the features and technical details, see page 19.

HSA 25 kit includes:

- 1 x lithium-ion battery, 21.6 Wh, battery life up to 110 min
- 1 x charger, battery charging time 140 min/180 min (80%/100%)
- 1 x shrub cutter, cutting length 17cm
- 1 x grass trimmer, cutting width 11cm
- 1 x black/orange carry bag with eyelets for wall mounting

Bar length	Order No.
17 cm / 7"	4515 011 3502

Telescopic shaft for HSA 25

Enables work with the HSA 25 in an upright position when using the grass trimming blade. Telescopic from 95 – 110cm, working angle that can be adjusted through 125°, smooth running wheels.



Order No. 4515 710 7100

HSA 45



Lithium-Ion

A very light battery hedge trimmer, the ideal choice for trimming shrubs and hedges. Double-sided trimmer blade with 24mm tooth spacing, integrated cut protection, screw-on tip protector, integrated Lithium-Ion battery (36Wh) with charge level indicator. Weight: 2.3 kg^②. Battery charging time 145 min/210 min (80%/100%). For more information on features and technical details, see page 19.

Bar length	Order No.
50 cm / 20"	4511 011 3504

BGA 45



Lithium-Ion

Easily manoeuvrable battery blower for cleaning small outdoor areas around the garden and patio. Round nozzle, integrated lithium ion battery (45Wh) with charge level indicator. Weight: 2.0 kg^②. Battery charging time 210 min/300 min (80%/100%). For more information on features and technical details, see page 156.

Order No. 4513 011 5904

An overview of working periods per battery charge is provided on page 19.

① Weight excluding battery but including cutting tool

② Weight including battery

Lithium-Ion



FSA 45

Lithium-Ion



Compact battery grass trimmer for trimming lawn edges. Integrated Lithium-Ion battery (36Wh) with charge level indicator, loop handle with tool free adjustment, adjustable angle mowing head for lawn edging. Easy to switch between PolyCut blades and mowing lines without changing the mowing head, spacer bracket. Weight: 2.3 kg[®]. Battery charging time: 145 min/210 min (80%/100%). For more information on features and technical details, see page 112.

Order No. 4512 011 5704

Battery working examples[®]

HSA 25



Trim up to... Box tree balls



30 balls

HSA 45



Up to ... m² of hedge



80 m²

BGA 45



Dry leaves and asphalt: up to ... m²



200 m²

FSA 45



Lawn edges: up to ... m/
Lawn: up to ... m²



250 m/
50 m²

© The values provided are estimates and may vary depending on material being cut or blown.



COMPACT battery power system for medium-sized and larger gardens

With the COMPACT battery power system, you can tackle the most demanding challenges posed by your garden. The interchangeable AK Lithium-Ion batteries offer high performance and lots of staying power, even when working on larger areas. All AK batteries are compatible with an AL charger and any tool in the COMPACT range.

MSA 120 C-B



Lightweight battery chainsaw for cutting firewood and garden maintenance. Soft handle, quick and tool-free chain change process with STIHL Quick Chain Tensioning, QuickStop Super chain brake, oil tank with transparent viewing window, high cutting performance and low vibration with a slim 1/4" PM3 saw chain. Weight: 2.7 kg^⓪. More information about features and technical details can be found on page 56.

MSA 120 C-B excluding battery and charger[Ⓝ]

Bar length	Order No.
30 cm / 12"	1254 011 5800

MSA 120 C-B set with AK 20 and AL 101[Ⓝ]

Bar length	Order No.
30 cm / 12"	1254 011 5884

MSA 140 C-B



Lightweight battery chainsaw for cutting firewood and garden maintenance. 25% more cutting performance compared to the MSA 120 C-B. Soft handle and quick, tool-free chain change process due to STIHL Quick Chain Tensioning, QuickStop Super chain brake, oil tank with transparent viewing window, high cutting performance with a 1/4" PM3 saw chain. Weight: 2.6 kg^⓪. For more information on features and technical details, see page 56.

MSA 140 C-B excluding battery and charger[Ⓝ]

Bar length	Order No.
30 cm / 12"	1254 011 5840

MSA 140 C-B set with AK 30 and AL 101[Ⓝ]

Bar length	Order No.
30 cm / 12"	1254 011 5854



Lithium-Ion
COMPACT



HSA 56

✓ **AK 10** **Lithium-Ion COMPACT**



Lightweight battery hedge trimmer with high cutting performance for trimming bushes and hedges in your garden. Double-sided trimming blade with 30mm tooth spacing, integrated cut protection in a droplet shape to help guide hedge material towards cutters, screw-on blade tip protector. Weight: 2.9 kg[Ⓞ]. For more information on features and technical details, see page 134.

HSA 56 excluding battery and charger

Bar length	Order No.
45 cm / 18"	4521 011 3500

HSA 56 set with AK 10 and AL 101

Bar length	Order No.
45 cm / 18"	4521 011 3514

BGA 56

✓ **AK 20** **Lithium-Ion COMPACT**



Well balanced and powerful battery blower with a streamlined design for comfortable and effortless work. Round nozzle, soft handle, three-setting length-adjustable blower tube for achieving optimum blowing force in use. Weight: 2.1 kg[Ⓞ]. For more information on features and technical details, see page 156.

BGA 56 excluding battery and charger

Order No. 4523 011 5900

BGA 56 set with AK 20 and AL 101

Order No. 4523 011 5914

An overview of battery ranges (example application) is provided on page 18.
An overview of battery charging times, working periods per battery charge and battery ranges is provided on page 19.

B = Quick Chain Tensioning

Ⓞ Weight excluding battery but including guide bar and saw chain
Ⓢ Weight excluding battery

Ⓣ Including guide bar and saw chain

FSA 56



Lightweight battery grass trimmer with high mowing performance. Cutting circle diameter of 280mm, adjustable shaft length at the press of a button and handle adjustment without any tools. Soft handle with control lever. The mowing line automatically extends when the mowing head is tapped on the ground. Weight: 2.5 kg^①. For more information on features and technical details, see page 112.

FSA 56 excluding battery and charger

Order No. 4522 011 5700

FSA 56 set with AK 10 and AL 101

Order No. 4522 011 5714

HLA 56



NEW

Available from Spring 2019



Lightweight and well balanced battery long-reach hedge trimmer for cutting taller hedges and shrubs in your garden. Double-sided blades in a droplet shape to help guide hedge material towards the cutters, adjustable head for cutting at angles ranging from -45° to +90°, detachable shaft for easy transport. Carrying length: 115 cm. Total length: 210 cm. Weight: 3.8 kg^②. For more information on features and technical details, see page 19.

HLA 56 excluding extension shaft, battery and charger

Order No. HA01 011 2906



➤ **Optional:** HLA 56 extension shaft, 50cm
Order No. HA018205000



STIHL professional tip:



STIHL offers a wide selection of batteries for products in the COMPACT and PRO battery power ranges. STIHL recommends a specific battery for each product so that you're always best equipped for your work. These recommendations take into account maximum power, sufficient battery runtime, lowest possible weight and balanced weight distribution. The result: the best performance and ease of use from your power tools.

V = Vario drive

① Weight excluding battery, including cutting tool and guard

② Weight excluding battery

③ Power capacity according to the specifications of the cell manufacturer.

The power capacity available during actual operation is lower, to increase service life

RMA 339



NEW

✓AK
20

Lithium-Ion
COMPACT

Lightweight, manoeuvrable battery lawn mower for mid-sized areas of lawn. Adjustable handlebars for ergonomic work. Central cut-height adjustment, automatic speed control, and flow-optimised blades ensure longer battery life. Folding 40-litre grass collection box with fill level display, cutting width 37 cm. Weight: 16.0 kg[®]. For more information on features and technical details, see page 94.

RMA 339 excluding battery and charger

Order No. 6320 011 1416

RMA 339 set with AK 30 and AL 101

Order no. 6320 011 1445

RMA 460 V



NEW

Available from
Spring 2019

✓AK
20

Lithium-Ion
COMPACT

Efficient, self-propelled battery lawn mower with 46 cm cutting width for medium-sized lawns. With automatic motor-speed control, central cutting height adjustment, electric Vario wheel drive and handlebar with 3 height settings for comfortable working. Includes 60-litre textile grass catcher. Weight 31 kg[®]. For more information on features and technical details, see page 94.

RMA 460 V without battery and charger

Order no. 6368 011 1412

AK batteries

Lithium-Ion
COMPACT



Compatible with the STIHL COMPACT battery power system. Lightweight lithium-ion batteries with different capacities and a charge level indicator (four LEDs).

AK 10

59 Wh battery power[®],
0.8 kg

Order No. 4520 400 6500

AK 20

118 Wh battery power[®],
1.2 kg

Order No. 4520 400 6503

AK 30

187 Wh battery power[®],
1.3 kg

Order No. 4520 400 6512

AL 101 standard charger



240 V. Compatible with STIHL AK and AP batteries. With charge level indicator (LED). Cable tie with Velcro tape. Wall mounting possible.

Order No. 4850 430 2525

RMA 460



✓AK
20

EC
MOTOR

Lithium-Ion
COMPACT




















Robust battery lawn mower with central cut-height adjustment and 4-in-1 function: mowing, mulching, catching, and side ejection. Automatic speed control as well as directly driven blade ensure longer battery life. Robust sheet steel housing, height-adjustable handlebar with soft handle, 60-litre textile grass catcher, cutting width: 46 cm. Weight: 26.0 kg[®]. For more information on features and technical details, see page 94.

RMA 460 excluding battery and charger

Order No. 6368 011 1402

Battery power tools







1



		AK 10	AK 20	AK 30
				
Battery ranges^① (example application)				
MSA 120 C-B				
	When sawing square timber (10 x 10 cm); up to... Cuts 	40 cuts ^②	100 cuts	150 cuts
MSA 140 C-B				
	When sawing square timber (10 x 10 cm); up to... Cuts 	40 cuts ^②	100 cuts ^②	180 cuts
FSA 56				
	Up to ... m of lawn edges/up to ... m ² of lawn 	500 m / 100 m ²	1,000 m / 200 m ²	1,500 m / 300 m ²
NEW HLA 56				
	Up to...m ² of hedge 	190 m ²	380 m ²	460 m ²
HSA 56				
	Up to...m ² of hedge 	140 m ²	280 m ²	420 m ²
BGA 56				
	Up to ... m ² of dry leaves on asphalt 	300 m ²	600 m ²	900 m ²
RMA 339				
	Up to ... m ² of lawn 	–	150 m ²	400 m ²
RMA 460				
	Up to ... m ² of lawn 	–	230 m ²	350 m ²

① Available from Spring 2019!

② The values provided are estimates and may vary depending on cuttings

③ Reduced tool performance

	Replacement battery ^③	Integrated battery ^③	AK 10 	AK 20 	AK 30 
Battery charging times (min)^④					
AL 101 	–	–	55/ 80	105/ 150	160/ 205
AL 300 	–	–	20/ 30	25/ 45	35/ 60
AL 500 	–	–	20/ 30	25/ 45	35/ 60
Working hours per battery charge (up to ... min)^⑤					
STIHL HSA 25	110	–	–	–	–
STIHL FSA 45 (with PolyCut 2-2 blades/line)	–	20/12	–	–	–
STIHL HSA 45	–	40	–	–	–
STIHL BGA 45	–	10	–	–	–
STIHL MSA 120 C-B	–	–	15	35	55
STIHL MSA 140 C-B	–	–	15	35	45
STIHL FSA 56 (with nylon mowing head)	–	–	20	40	60
NEW HLA 56	–	–	50	100	120
STIHL HSA 56	–	–	40	80	120
STIHL BGA 56	–	–	10	20	30
Battery ranges (up to ... m²)^⑤					
RMA 339	–	–	150	300	400
RMA 460/ NEW RMA 460 V	–	–	–	230	350

 Recommended battery
 Reduced tool performance

③ See product description for charging times

④ Charging times in minutes to 80%/100% capacity

⑤ The battery working times and area specifications for each battery charge are estimates and may vary depending on how the tool is used and what is being cut



The PRO battery power system for large gardens and professional applications

For professionals and the most demanding gardens, a battery tool needs to offer a lot: consistently high performance, the greatest possible energy efficiency and best possible ergonomics, and flexibility in use. STIHL provides all of this with the PRO battery power system. In this extensive range of tools, the professional user will find the right product for the job.

MSA 160 C-B



Battery chainsaw, ideal for cutting firewood and work around the garden. Suitable for use in noise-sensitive areas, no ear protection necessary. STIHL Quick Chain Tensioning, QuickStop Super chain brake, tool-free oil cap, with 1/4" PM3 saw chain for a smooth and efficient cut. Weight: 3.1 kg ^①. For more information on features and technical details, see page 56.

MSA 160 C-B excluding battery and charger ^③

Bar length	Order No.
30 cm / 12"	1250 200 0049

MSA 200 C-B



Battery chainsaw with high cutting performance. Ideal for cutting firewood and work around the garden as well as professional applications. Suitable for use in noise-sensitive areas. 44 % more cutting performance compared to the MSA 160 C-B. STIHL Quick Chain Tensioning, tool-free oil cap, with 1/4" PM3 saw chain for smooth, efficient and high performance cut, and bumper spikes made of metal. Weight: 3.3 kg ^①. For more information on features and technical details, see page 56.

MSA 200 C-B excluding battery and charger ^③

Bar length	Order No.
35 cm / 14"	1251 200 0021

An overview of battery charging times, working periods per battery charge and battery ranges is provided on page 31.

B = Quick Chain Tensioning
T = Top handle

① Weight excluding battery but including guide bar and saw chain
② Specially designed for working among tree branches and should only be used by trained arborists

③ Including guide bar and saw chain
④ Explanation of symbols on page 259



Lithium-Ion
 PRO

MSA 161 T



NEW
 Available from
 Mid 2019



Very lightweight and compact, professional battery arborist chain saw for tree maintenance. The smooth and extremely efficient 1/4" PM3 saw chain coupled with a powerful EC motor produces high performance throughout the entire cut. Includes captive nuts on the sprocket cover. Weight: 2.1 kg[®]. For more information on features and technical details, see page 56.

MSA 161 T excluding battery and charger [®]

Bar length **Order No.**
30 cm / 12" **1252 011 5810**



KMA 130 R



Powerful battery KombiEngine with high torque and low weight. Three power levels for energy-efficient and low-noise work in all applications. Supplied with shoulder harness. Suitable for use with AP batteries and connecting cable or with AR backpack batteries. Weight: 3.2 kg^①. The compatible KombiTools can be found from page 82. More information on features and technical details can be found on page 84.

KMA 130 excluding battery and charger

Order No. 4867 011 6820

Compatible accessories



FS-KM
(nylon mowing head)



HT-KM
(pole pruner)



FS-KM
(grass cutting blade)



BG-KM
(blower)



HL-KM 145°
(long-reach hedge trimmer)

And 6 other attachments on page 82 onwards.

RMA 510



Robust battery lawn mower with large cutting width and 4-in-1 function: mowing, mulching, catching, and side ejection. Central cut-height adjustment. Automatic speed control as well as directly driven blade ensures longer battery life. Robust sheet steel housing, height-adjustable handlebar with soft handle, 75-litre textile grass catcher, cutting width: 51 cm. Weight: 28 kg^①. For more information on features and technical details, see page 94.

RMA 510 excluding battery and charger

Order No. 6372 011 1402

RMA 443 C

NEW



Powerful and manoeuvrable battery lawn mower for larger areas of lawn. Adjustable mono comfort handlebars for comfortable work. Central cut-height adjustment, automatic eco mode, and flow-optimised blades ensure longer battery life. Robust polymer housing, folding 55 litre grass collection box with fill level display, cutting width 41cm. Weight from 21.0 kg^①. For more information on features and technical details, see page 94.

RMA 443 C excluding battery and charger

Order No. 6338 011 1412

RMA 510 V



NEW

Available from Spring 2019



Efficient self-propelled battery lawn mower with 51 cm cutting width for medium-sized lawns. Central cutting height adjustment, electric Vario wheel drive as well as foldable handlebar with 3 height settings for comfortable working. Includes 75-litre textile grass catcher. Weight 33 kg^①. For more information on features and technical details, see page 94.

RMA 510 V without battery and charger

Order no. 6372 011 1402

Other versions:

RMA 510 see table on page 120

V = Vario drive
R = pruning (with hedge trimmers)
T = trimming (with hedge trimmer)

① Weight excluding battery and KombiTool
② Weight excluding battery
③ Explanation of symbols on page 253

HSA 66



Battery hedge trimmers offer high cutting performance at a low weight, and maintain a constant stroke rate under load, even during tough jobs. 30 mm tooth spacing, droplet-shaped cutter geometry holds twigs more effectively in the blade, single-sided cutter blade, integrated cut protection, and screw-on tip protector. Weight: 3.1 kg[®]. For more information on features and technical details, see page 134.

HSA 66 excluding battery and charger

Bar length	Order No.
50 cm / 20"	4851 011 3520

HSA 94 R



Extremely high-performance and robust professional battery hedge trimmer with lower blade speed for powerful cuts. Constant stroke rate (even under extreme load when performing heavy pruning), rotating multi-function handle with three-setting stroke rate, double-sided and double-edged cutting blade in the pruning version, and screw on cut and tip protector. Weight: from 4.1 kg[®]. Battery operation with the aid of the AP holster with connecting cable or a carrying system (see page 23). For more information on features and technical details, see page 134.

HSA 94 R excluding battery and charger

Bar length	Order No.
75 cm / 30"	4869 011 3503

HSA 86



This battery hedge trimmer offers high power and efficiency at a low weight. It ensures a constant stroke rate under load, even while pruning thick hedges. 33mm tooth spacing, double-sided and double-edged cutting blade in two lengths, screw-on cut and tip protector. Weight: from 3.0 kg[®]. For more information on features and technical details, see page 134.

HSA 86 excluding battery and charger

Bar length	Order No.
62 cm / 24"	4851 011 3521

HSA 94 T



Extremely high-performance and robust professional battery hedge trimmer with high blade speed for precise cuts. A constant stroke rate even under load, rotating multifunction handle with three-setting stroke rate, double-sided cutting blade in the trimming version, and screw-on cut and tip protector. Weight: from 3.7 kg[®]. Battery operation with the aid of the AP holster with connecting cable or a carrying system (see page 30). For more information on features and technical details, see page 134.

HSA 94 T excluding battery and charger

Bar length	Order No.
60 cm / 24"	4869 011 3511

An overview of battery charging times, working periods per battery charge and battery ranges is provided on page 31.

BGA 85



The very easy and convenient to operate battery blower. Round nozzle, soft handle, infinitely variable speed control, and very quiet operation. Weight: 3.2 kg^②. For more information on features and technical details, see page 156.

BGA 85 excluding battery and charger

Order No. 4853 011 5900

KGA 770



Battery sweeping machine for large areas both indoors and outdoors. STIHL MultiClean PLUS sweeping system, 8-fold central height adjustment, lateral guide roller, transport handle, stores upright to save space, ergonomically shaped 2-fold height-adjustable push bar. Easy and effortless to push due to the battery operation of the circular brushes and power sweep. This enables thorough cleaning of edges and corners, even when the machine is stationary. The low-wear nylon bristles come with a four-year STIHL durability warranty. Container capacity of 50 l, sweep width of 77 cm. Weight: 16.0 kg^②. For more information on features and technical details, see page 162.

KGA 770 excluding battery and charger

Order No. 4860 011 4703

BGA 100



Very powerful yet pleasantly quiet and lightweight battery blower for professional use, especially in urban, noise sensitive areas. Round nozzle, soft handle, three power levels with additional boost function, three position length-adjustable blower tube, loop for attaching to support cushion. Weight 2.5kg^②. For more features and technical details, see page 156.

BGA 100 excluding battery and charger

Order No. 4866 011 5900

TSA 230^③



World's first battery cut-off machine with 9"/230mm cutting wheel for wet cutting. Particularly useful for roof tiles and metalwork. Easy to control, light weight yet powerful. Suitable for indoor and outdoor use, up to 70mm cutting depth, water connection with on/off valve and hose coupling. Tool free spindle lock, maintenance free belt drive. Weight: 3.9 kg^④. For more information on features and technical details, see page 200.

TSA 230 excluding battery and charger

Order No. 4864 011 6600

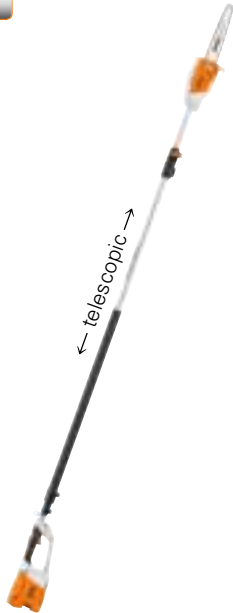
① Explanation of symbols on page 253

② Weight excluding battery

③ Supplied with abrasive cutting wheel. Not supplied with diamond wheel as pictured.

④ Weight excluding battery and abrasive cutting wheel

HTA 85



Telescopic battery pole pruner for grounds maintenance, orchards professional tree maintenance and arborists. Lightweight and powerful, with 1/4" PM3 saw chain for a precise cut, high cutting performance, low vibration and quiet for use in urban areas. With side-mounted chain tensioning and captive nut on the sprocket cover. Total length: 270 – 390cm. Weight: 4.9 kg[Ⓢ]. For more information on features and technical details, see page 58.

HTA 85 excluding battery and charger[Ⓢ]

Order No. 4857 200 0029

HLA 65




Battery long-reach hedge trimmer for tall and wide hedges. Constant blade stroke regardless of the load, can be folded together, adjustable for vertical, overhead and ground-level cutting, cutter bar adjustable by 115°, long reach, double-sided cutting blades. Carrying length: 125 cm. Total length: 205 cm. Weight: 3.5 kg[Ⓢ]. For more information on features and technical details, see page 139.

HLA 65 excluding battery and charger

Order No. 4859 011 2900

HLA 85



The battery hedge trimmer for tall hedges and professional applications, with a telescopic shaft that provides long reach. Variable speed control, adjustable for vertical, overhead and ground-level cutting, cutter bar adjustable by 115°, double-sided cutting blades. Tool-free adjustment of the shaft length using quicktensioning lever, transport length of 180cm, total length of 260 – 330cm. Weight: 4.4 kg[Ⓢ]. For more information on features and technical details, see page 139.

HLA 85 excluding battery and charger

Order No. 4859 011 2920

An overview of battery charging times, working periods per battery charge and battery ranges is provided on page 31.

Ⓢ Weight excluding battery, including guide bar and saw chain
 Ⓢ Including guide bar and saw chain

FSA 65



Battery brushcutter for thinning work. Cutting circle diameter of 300 mm, soft grip, infinitely variable loop handle, the mowing line automatically extends when the mowing head is tapped on the ground. Weight: 2.7 kg[Ⓜ]. For more information on features and technical details, see page 112.

FSA 65 excluding battery and charger

Order No. 4852 011 5700

FSA 85



Powerful battery grass trimmer for mowing around obstacles, trees and bushes. 350mm cutting diameter with spacer bracket to maintain cutting distance, tool-free adjustable loop handle, mowing line feeds and cuts to length when the mowing head is tapped on the ground. Quiet in use so no ear protection necessary. Variable speed control. Weight: 2.8 kg[Ⓜ]. For more information on features and technical details, see page 112.

FSA 85 excluding battery and charger

Order No. 4852 011 5701

FSA 90



Battery brushcutter for working on large areas of tough grass. 260mm cutting diameter with AutoCut mowing head, bike handle, ECOSPEED variable speed control, double shoulder harness, no ear protection required. Weight: 3.2 kg[Ⓜ]. For more information on features and technical details, see page 112.

FSA 90 excluding battery and charger

Order No. 4863 200 0002

➤ **Additional versions:**

FSA 90 R

see table, page 112

FSA 130



Professional battery brushcutter for working on large areas of tough grass and mowing around obstacles, trees and posts. 280mm cutting diameter, loop handle, ECOSPEED variable speed control, single shoulder harness and AutoCut mowing head. No ear protection required. Weight: 4.5 kg[Ⓜ]. For more information on features and technical details, see page 112.

FSA 130 excluding battery and charger

Order No. 4867 200 0000

➤ **Additional versions:**

FSA 130 R

see table, page 112



AR backpack batteries



Backpack Lithium-Ion batteries with big capacity for longer running times. Sturdy housing with base and charge level indicator (six LEDs), comfortable and ergonomic harness with integrated carry handle and rain cover.

AR 1000

626 Wh battery power^②, 4.3 kg^③/5.5 kg^④, with USB port for charging smartphones etc.

Order No. 4865 400 6505

AR 3000

1.148 Wh battery power^②, 6.8 kg^③/8.1 kg^④

Order No. 4865 200 6520

AP batteries



NEW

Available* from Autumn 2019

*As current ranges deplete



Compatible with the PRO battery power system. Very powerful Lithium-Ion batteries with charge level indicator (four LEDs). Available with different energy capacities.

AP 100

94 Wh battery power^②, 0.8 kg

Order No. 4850 400 6550

AP 200

187 Wh battery power^②, 1.3 kg

Order No. 4850 400 6560

AP 300

227 Wh battery power^②, 1.7 kg

Order No. 4850 400 6570

AP 300 S

281 Wh battery power^②, 1.8 kg

Order No. 4850 400 6580

AP batteries



Only while stocks last!

Compatible with the PRO battery power system. Powerful lithium-ion batteries with charge level indicator (four LEDs). Available with different energy capacities.

AP 200

151 Wh battery power^②, 1.3 kg

Order No. 4850 400 6530

AP 300

227 Wh battery power^②, 1.7 kg

Order No. 4850 400 6540

AL quick chargers



240 V. For STIHL AK, AP and AR batteries. Device in housing base for wall mounting and cable tie with velcro tape, operating mode indicator (LED) and active battery cooling.

AL 300

Order No. 4850 430 5505

AL 500

Order No. 4850 430 5705

AL 101 standard charger



240 V. Compatible with STIHL AK and AP batteries. With charge level indicator (LED). Cable tie with Velcro tape. Wall mounting possible.

Order No. 4850 430 2525

Battery solutions

STIHL has a solution for any application in the PRO battery power system range. If you need maximum freedom of movement, tools with a battery slot are the best choice. If you need minimum weight for long periods of work, tools with a connecting cable are ideal for the task at hand.



Tools with a battery slot

The battery slot is encased in the tool housing. The battery can be easily removed by moving the locking lever.



Tools with a socket for connecting cable

The connecting cable with plug connects the STIHL AP or AR batteries with the tool. This means that the battery can be worn on the body to reduce weight of the tool.

STIHL professional tip:



STIHL offers a wide selection of batteries for the PRO battery power systems. STIHL recommends a specific battery for each product so that you're always best equipped for your work. These recommendations take into account maximum power, sufficient battery runtime, lowest possible weight and balanced weight distribution. The result: the best performance and ease of use from your power tools.

① Explanation of symbols on page 253

② Power capacity according to the specifications of the cell manufacturer. The power capacity available during actual operation is lower, to increase service life

③ Weight excluding carrying system

④ Weight including carrying system

Battery belt with harness



Sturdy and ergonomically shaped belt with comfortable harness for weight distribution across hips and shoulders. Reduced total weight in the hand, as the battery in the AP holster with connecting cable is worn on the belt. Power is supplied by combining with additional accessories, such as the AP holster with connecting cable for tools with a socket, and additionally with an AP adapter for tools with a battery slot.

Belt and harness

Order No. 4850 490 0500

Accessories: Bag for battery belt



Can be used to easily carry another AP battery or accessories such as safety glasses, gloves or resin remover spray. Attaches to the battery belt.

Order No. 4850 491 0101

Accessories: Weight kits for AP adapter



To be attached to the AP adapter to improve the tool balance, e.g. for FSA 90, approx. 500g.

Order No. 4850 007 1001

Carrying system



Convenient, lightweight carrying system for up to two AP batteries. To be used in combination with an AP holster with a connecting cable – as an alternative to AR backpack batteries. Suitable for tools with a socket and tools with a battery slot.

Order No. 4850 490 0400

AP holster with connecting cable



Makes it possible to transfer energy between a STIHL AP battery and a tool with a socket. Can be combined with the carrying system and the battery belt.

Cable length: 120 cm.

With integrated electronics for overload switching with acoustic signals.

Order No. 4850 440 5101

Cover for AP battery slot



For covering the battery slot on STIHL PRO battery power system battery-powered tools. Protects against dust and dirt during longer periods of storage.

Order No. 4850 602 0900

Accessories: AP adapter



The AP adapter is needed to transfer power between a STIHL AP battery or a STIHL AR battery and a power tool with a battery slot in combination with the AP holster with connecting cable.

Order No. 7004 200 0011

Support cushion set



For retrofitting to all FS harnesses in the ADVANCE series without comfort carry rings. With an adapter for attaching the support cushions for FSA, KMA and BGA 100 to the AR backpack batteries' carrying system.

Order No. 0000 007 1045

Battery boxes

A space-saving and convenient way to transport batteries and chargers. Compatible with the Sortimo L-BOXX and Sortimo Globelyst in-vehicle systems.



With inlay. For four batteries or two AP batteries and AL 300 or AL 500 charger.

Order No. 0000 881 5605



With anti-slip mat. For e.g., AP or AR batteries and AL charger.

Order No. 7013 200 0004

Power tools with a socket – power supply and carrying systems



Battery power supply

- AP 100
- AP 200
- AP 300
- NEW** AP 300 S



AP holster with connecting cable

- AR 1000
- AR 3000



Carrying systems

Battery belt with harness



Carrying system



integrated

Attachment options






Support cushion set for BGA 100, KMA 130 R, FSA 130/R



Support cushion set for BGA 100, KMA 130 R, FSA 130/R



	AP 100	AP 200	AP 300	AP 300 S NEW	AR 1000	AR 3000
Battery charging times (min) ①						
AL 101 	75 / 100	125/ 165	190/ 250	230/ 300	–	–
AL 300 	30 / 45	30/ 55	45/ 75	55/ 70	130/ 180	220/ 300
AL 500 	30 / 45	25/ 35	25/ 35	30/ 45	90/ 120	120/ 160
Working hours per battery charge (up to ... min) ②						
STIHL MSA 160 C-BQ	18	35	50	62	125	230
STIHL MSA 200 C-BQ	–	35	45	–	110	200
NEW MSA 161 T	18	42	50	62	125	230
STIHL HTA 85	18	35	55	68	125	230
STIHL KMA 130 R (with FS-KM, nylon mowing head)	16 / 7	25/15/12 ^③	38/23/18 ^③	47/22 ^④	105/63/50 ^⑤	193/115/92 ^⑤
STIHL KMA 130 R (with FS-KM, grass cutting blade)	29/16	48/32/25 ^⑤	73/47/38 ^⑤	93/50 ^④	201/131/104 ^⑤	368/240/191 ^⑤
STIHL FSA 65	30	50	75	93	200	380
STIHL FSA 85	18	30	45	56	120	220
STIHL FSA 90 (with grass cutting blade)	18	30	45	56	120	220
STIHL FSA 130 R (with nylon mowing head)	19 / 10	25/20/15 ^⑤	40/30/20 ^⑤	50/25 ^④	100/85/70 ^⑤	190/150/125 ^⑤
STIHL FSA 130 (with grass cutting blade)	36/18	60/45/30 ^⑤	85/70/45 ^⑤	105/56 ^④	230/185/120 ^⑤	420/320/215 ^⑤
STIHL HSA 66	72	120	180	223	450	800
STIHL HSA 86	72	120	180	223	450	800
STIHL HSA 94 R	54/42	90/80/70 ^⑤	135/120/105 ^⑤	167/130 ^④	380/350/320 ^⑤	700/630/570 ^⑤
STIHL HSA 94 T	54/42	90/80/70 ^⑤	135/120/105 ^⑤	167/130 ^④	380/350/320 ^⑤	700/630/570 ^⑤
STIHL HLA 65	72	120	180	223	450	800
STIHL HLA 85	72	120	180	223	450	800
STIHL BGA 85	10	16	24	30	65	115
STIHL BGA 100	32/8	55/22/13/10 ^⑥	83/33/21/16 ^⑥	103/20 ^⑦	225/95/60/45 ^⑥	395/160/100/75 ^⑥
STIHL KGA 770	84	140	210	260	–	–
STIHL TSA 230	7	12	18	22	50	95
STIHL ASA 65	252	420	630	780	–	–
STIHL ASA 85	240	400	600	743	–	–
Battery ranges (up to ... m²) ②						
STIHL RMA 410 C	–	300	370	560	–	–
STIHL RMA 443 C	–	350	500	619	–	–
STIHL RMA 510	–	–	500	> 500	–	–
NEW RMA 510 V	–	–	–	–	–	–

 Recommended attachments
 Reduced tool performance

① Charging times in minutes to 80%/100% capacity

② The battery working times and area specifications for each battery charge are estimates and may vary depending on how the tool is used and what is being cut

④ Level 1/level 3

⑤ Level 1/level 2/level 3

⑥ Level 1/level 2/level 3/boost

⑦ Level 1/boost

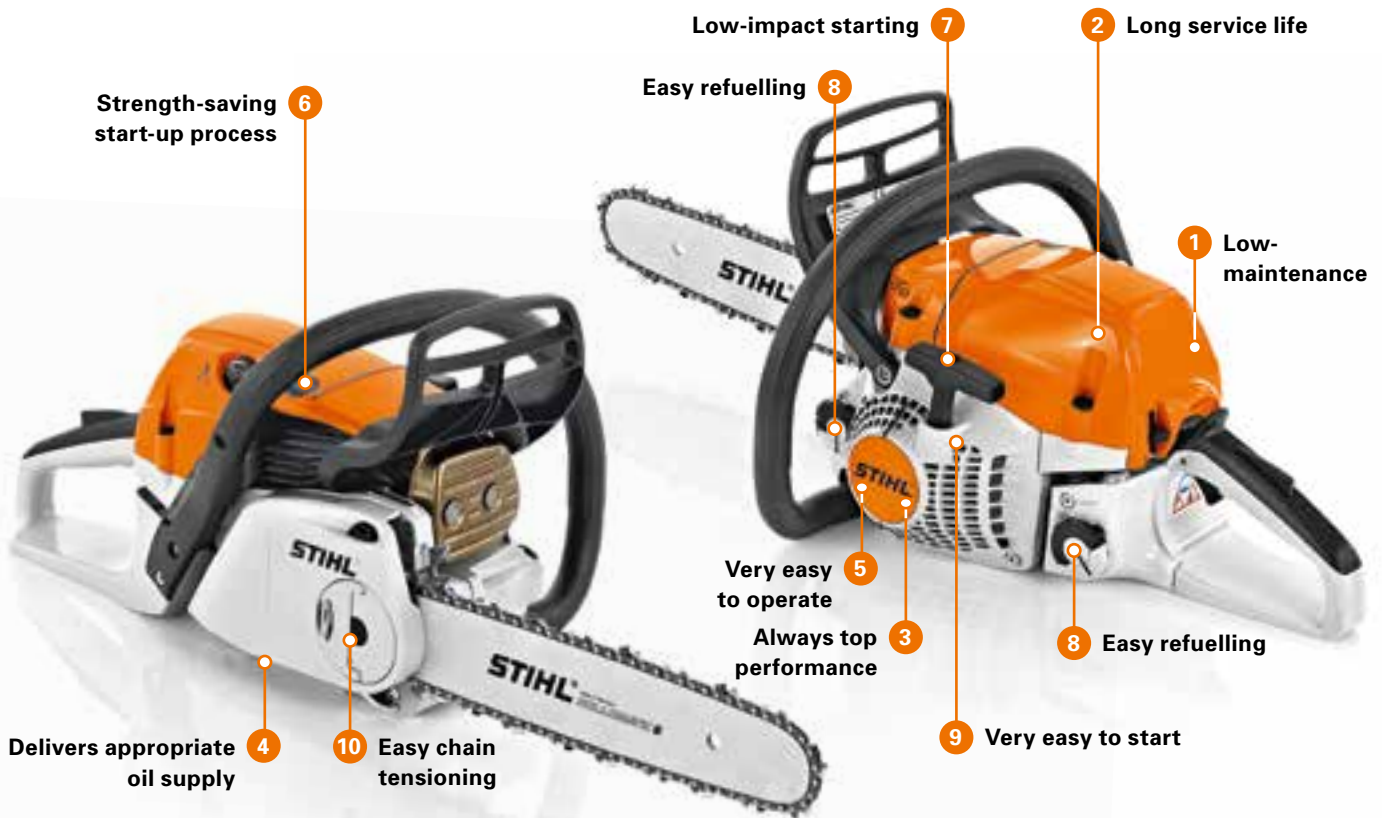
A logger wearing an orange helmet and safety glasses is using a chainsaw to cut a tree trunk in a forest. The logger is wearing a light blue long-sleeved shirt and dark pants. The chainsaw is orange and black. The tree trunk is large and has a rough, textured bark. The forest floor is covered in moss and fallen branches. The background shows more trees and a dense forest.

**An untamed
wilderness ...
controlled power.**



Get the best out of your working day and achieve your goals with chainsaws that match your specific needs. STIHL chainsaws and pole pruners benefit from a passion for design and engineering which spans over 90 years. You can always rely on your STIHL chainsaw to get you through the toughest day.

Petrol chainsaws	35
Petrol chainsaws for cutting firewood and grounds maintenance	35
Petrol chainsaws for agriculture/the construction industry and horticulture	37
Petrol chainsaws for forestry work	39
Arborist saws/emergency services saws	42
Battery chainsaws	44
Electric chainsaws	46
Accessories for chainsaws	47
Pole pruners and accessories	50
» Overview of chainsaws and pole pruners	52



Technology

- 1 Long-life air filter system with air routing**
Compared with conventional air filter systems, the service life of the filter is significantly increased.
- 2 HD2 filter**
This air filter keeps even the finest dust away from the engine, ensuring a particularly long service life. Thanks to its special material, the filter can easily be washed clean, using STIHL Varioclean and warm water, for example.
- 3 STIHL M-Tronic (M)**
For a cold start, the STIHL M-Tronic only needs one start position on the master control lever. After starting, you can immediately power up to full speed. The amount of fuel required is precisely calculated by the system and supplied as needed. Otherwise, start in position I as usual.
- 4 Controlled-delivery oil pump**
The controlled-delivery oil pump allows the user to select just the right amount of oil for the job at hand, depending on the use case.
- 5 STIHL Injection (i)**
Electronically controlled fuel injection for the ideal power-to-weight ratio, compact design, and optimum engine performance. Operation is easier than ever. The master control lever has been completely removed – just press "Stop" to switch the tool off.



Comfort

- 6 Decompression valve**
Reduces the starting power needed, making it easier to start the chainsaw.
- 7 STIHL ElastoStart**
This special shock absorber grip with damper ensures jerk-free starting without load peaks.
- 8 Tool-free fuel and oil caps**
Special caps to open and close the tank cap quickly, easily and without tools.
- 9 STIHL Easy2Start (E)**
A spring between the starter cord reel and crankshaft relieves the strain when starting, meaning that excessive pulling on the cord is no longer needed. The result is a convenient starting procedure with practically no effort.
- 10 STIHL Quick Chain Tensioning (B)**
With STIHL Quick Chain Tensioning, it's easy to adjust the saw chain without tools, and without coming into contact with the sharp saw chain itself. Just release the sprocket cover and turn the adjusting wheel to set the optimum tension.

i Please note that not all products are equipped with the features listed here. Only the most important features are described on this page. For further explanations and information, see page 252 onwards or online at www.stihl.com.au.



Petrol chainsaws for cutting firewood and grounds maintenance

- For occasional users and craftsmen
- Excellent for cutting firewood
- For grounds maintenance
- For felling small trees
- For building with wood

MS 170



30.1 cm³, 1.3 kW/1.6 hp, 4.1 kg[Ⓞ]. Suitable for cutting firewood and garden maintenance. Easy to use controls.

Bar length	Order No.
35 cm / 14"	1130 200 0514

MS 171



31.8 cm³, 1.3 kW/1.8 hp, 4.3 kg[Ⓞ]. Suitable for garden maintenance and cutting firewood. Side-mounted chain tensioning, long-life air filter system prevents the air filter from prematurely clogging, economical 2-MIX engine.

Bar length	Order No.
35 cm / 14"	1139 200 0394

MS 180



31.8 cm³, 1.5 kW/2.0 hp, 4.1 kg[Ⓞ]. Suitable for cutting firewood and property maintenance. More powerful model with longer bar for cutting thicker logs and branches. Side-mounted chain tensioning.

Bar length	Order No.
40 cm / 16"	1130 200 0515

Recommended bar length: details in bold in the order information show you the bar lengths that are recommended for each chainsaw.

B = Quick Chain Tensioning

E = Easy2Start

Ⓞ Weight excluding fuel, guide bar and saw chain

MS 181



31.8 cm³, 1.5 kW/2.0 hp, 4.3 kg^①. Same features as the MS 171, but with higher performance. Great for cutting firewood and for felling small trees. Metal bumper spikes easily and precisely guide the saw into the cut.

Bar length	Order No.
40 cm / 16"	1139 200 0386

➤ **Additional versions:**
MS 181 C-BE, see table, page 52

MS 231



42.6 cm³, 2.0 kW/2.7 hp, 4.8 kg^①. Great for cutting firewood, property maintenance and felling small trees. Side-mounted chain tensioning, long-life air filter system for long cleaning intervals, tool-free filler caps for safe and easy refuelling, economical 2-MIX engine.

Bar length	Order No.
40 cm / 16"	1143 200 0636

➤ **Additional versions:**
MS 231 C-BE, see table, page 52

MS 211



35.2 cm³, 1.7 kW/2.3 hp, 4.3 kg^①. Suitable for cutting firewood, property maintenance and felling small trees. Side-mounted chain tensioning, fuel-efficient 2-MIX engine, switch between summer and winter mode for optimal running performance in all conditions, ³/₈" PM saw chain for good cutting performance.

Bar length	Order No.
40 cm / 16"	1139 200 0387

➤ **Additional versions:**
MS 211 C-BE, see table, page 52

MS 251




45.6 cm³, 2.2 kW/3.0 hp, 4.8 kg^①. Suitable for grounds maintenance and felling small to medium trees. Side-mounted chain tensioning, rugged and durable .325" RM saw chain, larger bar lengths available for cutting thicker tree trunks, economical 2-MIX engine.

Bar length	Order No.
45 cm / 18"	1143 200 0638

➤ **Additional versions:**
MS 251 C-BE, see table, page 52



Petrol chainsaws for agriculture/the construction industry and horticulture

-  For farmers, landscapers and craftsmen
-  For landscape maintenance and cutting firewood and timber

MS 271

NEW



50.2 cm³, 2.6 kW/3.5 hp, 5.6 kg[Ⓞ]. Suitable for harvesting firewood and landscaping use. Economical 2-MIX engine, long-life air filter system, tool-free filler caps for safe and easy refuelling, fast service access thanks to one-piece engine cover.

Bar length	Order No.
45 cm / 18"	1141 200 0621

MS 291



55.5 cm³, 2.8 kW/3.8 hp, 5.6 kg[Ⓞ]. Great for harvesting firewood and agricultural use. Economical 2-MIX engine, long-life air filter system, tool-free filler caps for safe and easy refuelling, .325 RM saw chain for great cutting performance.

Bar length	Order No.
45 cm / 18"	1141 200 0343

- **Additional versions:**
MS 291 C-BE, see table, page 52

Comfort feature identified by C in the product name:

Many STIHL tools are standard-fitted with special comfort features, which can be identified by the C in the product name, e.g. MS 211 C-BE. The E stands for the STIHL Easy2Start, and the B for Quick Chain Tensioning.

For suitable fuels and lubricants, see page 210 onwards.

Chainsaws and pole pruners

MS 311



59.0 cm³, 3.1 kW/4.2 hp, 6.2 kg[Ⓣ]. Excellent for felling firewood and building with wood. Long-life air filter system for a very long filter life, decompression valve for effortless starting.

Bar length	Order No.
50 cm / 20"	1140 200 0695

MS 391



64.1 cm³, 3.3 kW/4.5 hp, 6.2 kg[Ⓣ]. Excellent for felling firewood and building with wood. Long-life air filter system for a very long filter life, decompression valve for effortless starting.

Bar length	Order No.
50 cm / 20"	1140 200 0689



STIHL professional tip:

If you won't be using your STIHL chainsaw for a long time, it's best to do the following: Empty the fuel from the fuel tank into an approved container. Then let the chainsaw run until it stops by itself and there is no more fuel in the fuel system. Remove the saw chain and the guide bar, and clean the cutting attachment

with STIHL Varioclean to prevent it from gumming. Fill up the chain lubricant. Store your chainsaw in a dry environment and protect it from the sun. Keep it free from dust by storing it in a bag or a STIHL chainsaw case. Make sure it is safe from unwanted access (e.g. children).



Petrol chainsaws for forestry

- **Powerful, enduring and responsive**
- **Designed to overcome any professional challenge**
- **For all forestry, felling, branch trimming and cross cutting jobs**
- **High performance, low weight and superb comfort and convenience**
- **Many models are fitted with M-Tronic as standard**

MS 241 C-M



42.6 cm³, 2.3 kW/3.1 hp, 4.5 kg[Ⓢ]. Excellent for light forestry work, with powerful engine performance at a low weight. M-Tronic fitted as standard, long-life air filter system with HD2 filter requires only occasional cleaning, captive nut on the sprocket cover, economical 2-MIX engine, 3/8" PS saw chain for very high cutting performance.

Bar length	Order No.
40 cm / 16"	1143 200 0639

MS 261 C-M



50.2 cm³, 3.0 kW/4.1 hp, 4.9 kg[Ⓢ]. Great for forestry work and harvesting small to medium sized stands. M-Tronic fitted as standard to ensure optimum engine performance at all times, easy to start thanks to return to start position system, long-life air filter system with HD2 filter requires only occasional cleaning, captive nuts on the sprocket cover.

Bar length	Order No.
40 cm / 16"	1141 200 0620

Tuning kit MS 261 – Picco Super



Conversion kit for a faster cutting attachment (40 cm) for the MS 261. Ideal for harvesting pinewood. Contains: 1 guide bar, 3 saw chains and 1 rim sprocket, 20% more cutting power than with the Rapid Super attachment, with sprocket also suitable for the MS 260.

Order No. 0000 007 1900

Chainsaws and pole pruners

MS 362 C-M



59.0 cm³, 3.5 kW/4.8 hp, 5.6 kg[Ⓞ]. Great for working in medium-density stands. Long-life air filter system with HD2 filter for an excellent filtering effect, M-Tronic for optimum engine performance at all times, easy starting thanks to one start position and stop button function, captive nuts on the sprocket cover for quick and easy chain replacement.

Bar length	Order No.
50 cm / 20"	1140 200 0692

MS 462 C-M

Available with lightweight guide bar



72.2 cm³, 4.4 kW/6.0 hp, 6.0 kg[Ⓞ]. The lightest high-performance saw in the 70 cm³ cubic capacity class. Extraordinarily easy to manoeuvre, with outstanding acceleration. For felling and pruning in medium-density and high-density stands. Fitted with M-Tronic as standard, controlled-delivery high-performance oil pump for conveying high quantities of oil, and HD2 filter with very good filtering effect. Captive nuts on the sprocket cover make it easy to change the chain; tool-free fuel and oil caps for easy and safe filling with fuels and lubricants.

Bar length	Order No.
50 cm / 20"	1142 200 0008
50 cm / 20" [Ⓢ]	1142 200 0114 (Includes ES Light bar as standard)

MS 461



76.5 cm³, 4.4 kW/6.0 hp, 6.7 kg[Ⓞ]. High-power chainsaw for medium-density to high-density stands. With economical 2-MIX engine, HD2 filter with good filtering effect, tool-free fuel and oil caps for easy and safe filling of fuels and lubricants, raised felling bar for easy control of the direction of the fall.

Bar length	Order No.
50 cm / 20"	1128 200 0783



STIHL professional tip:

The HD2 filter in our chainsaws guarantees consistent performance – even in extreme conditions. Its finely-pored filter material keeps even very fine dust and dirt away from the engine. To clean it, remove the HD2 filter and spray it with STIHL Varioclean, then wash it out with warm water. Leave it to dry and then it will be ready to use again.



MS 500i

Available from
Winter 2019

Available with light-
weight guide bar

NEW



79.2 cm³, 5.0 kW/6.8 hp, 6.2 kg[Ⓞ]. The first chainsaw with STIHL electronically controlled fuel injection. **The best power-to-weight ratio on the market.** Ideal for heavy wood harvesting and preparation thanks to its lightweight concept and excellent acceleration. Optimised bumper spikes, HD2 filter with very good filtering effect, captive nut on the sprocket cover and tool-free filter lid, controlled-delivery, high-performance oil pump, tool-free fuel cap for easy and safe filling of fuels and lubricants.

Bar length	Order No.
50 cm / 20"Ⓞ	1147 200 0021 (Includes ES Light bar as standard)
50 cm / 20"	1147 200 0022
63 cm / 25"Ⓞ	1142 200 0023 (Includes ES Light bar as standard)

MS 880



121.6 cm³, 6.4 kW/8.7 hp, 10.0 kg[Ⓞ]. The most powerful production chainsaw in the world. Decompression valve and STIHL ElastoStart ensure an effortless chainsaw start, HD2 filter guarantees a long filter life, tool-free fuel cap for safe and easy refuelling.

Bar length	Order No.
63 cm / 25"	1124 200 0190
75 cm / 30"	1124 200 0192
80 cm / 31"	1124 200 0191
90 cm / 35"	1124 200 0189

MS 661 C-M

Available with light-
weight guide bar



91.1 cm³, 5.4 kW/7.3 hp, 7.4 kg[Ⓞ]. **The competition chainsaw used in the STIHL TIMBERSPORTS® SERIES.** Large timber saw for the toughest jobs in forestry. M-Tronic guarantees optimum engine performance at all times, easy to start thanks to return to start position system, high performance oil pump for high and controlled flow rate, HD2 filter, economical 2-MIX engine.

Bar length	Order No.
63 cm / 25"Ⓞ	1144 200 0270 (Includes ES Light bar as standard)
63 cm / 25"	1144 200 0036
63 cm / 25"	1144 200 0275 (.404)






MS 500i with STIHL Injection:



STIHL Injection allows this chainsaw to achieve the best power-to-weight ratio in a compact design. The built-in sensors and engine mapping of the MS 500i give optimum engine performance and acceleration at all times under all use conditions.



Arborist saws

-  Lightweight special chainsaws for trained arborists
-  For cutting branches and crown reduction
-  With precise handling
-  Optimum ergonomics
-  Battery chainsaw for use in noise-sensitive areas

MS 150 TC-E



23.6 cm³, 1.0 kW/1.3 hp, 2.6 kg[Ⓛ]. STIHL's lightest arborist saw[Ⓢ]. Manual fuel primer and STIHL Easy2Start guarantee easy starting, standard-fitted with 1/4" PM3 saw chain for a fine cut.

Bar length	Order No.
30 cm / 12"	1146 200 0048

MS 193 T



30.1 cm³, 1.3 kW/1.8 hp, 3.3 kg[Ⓛ]. STIHL's universal arborist saw[Ⓢ]. Captive nut on the sprocket cover, 3/8" PMM3 saw chain for a fine cut.

Bar length	Order No.
30 cm / 12"	1137 200 0306

MS 201 TC-M

Supplied with light-weight guide bar



35.2 cm³, 1.8 kW/2.4 hp, 3.7 kg[Ⓛ]. STIHL's most powerful arborist saw[Ⓢ]. Standard-fitted with M-Tronic for optimum engine performance right from the word go, captive nut on the sprocket cover, lightweight guide bar reduces the total weight.

Bar length	Order No.
30 cm / 12" [Ⓛ]	1145 200 0247
35 cm / 14" [Ⓛ]	1145 200 0248

MSA 161 T



NEW

Available from
Mid 2019



Lightweight, professional battery arborist saw[Ⓢ] for use in noise-sensitive areas. With 1/4" PM3 saw chain for a fine cut and high cutting performance, captive nut on the sprocket cover. Weight: 2.1 kg[Ⓢ].

MSA 161 T excluding battery and charger[Ⓢ]

Bar length	Order No.
30 cm / 12"	1252 200 0044



Emergency services saws

- For emergency operations and fire fighting
- Special saw chain with carbide alloy plating

MS 462 R*

NEW



76.5 cm³, 4.4 kW/6.0 hp, 7.2 kg^①. For emergency operations and fire fighting. Large starter grip and decompression valve for safe and easy chainsaw starting, special saw chain plated with impact-resistant carbide plates. See page 65 for further details.

Depth Limiter sold separately.

Order No. 3003 650 6503

Bar length	Order No.
50 cm / 20"	1142 200 0133



STIHL professional tip:

Unlike ordinary chainsaws, special emergency services saws are usually used for plunge cutting. This means the front bar nose is immersed in the cutting material. The cutting depth limiter allows you to precisely define the desired cutting depth.



Comprehensive information on the topic of **"Safe working with chainsaws"** can also be found at <https://www.stihl.com.au>

E = Easy2Start
T = Top handle
M = M-Tronic
R = Rescue

- ① Weight excluding fuel, guide bar or saw chain
- ② Specifically designed for working among tree branches; should only be used by trained arborists
- ③ With lightweight guide bar
- ④ Rollomatic ES Light Bar
- ⑤ Weight excluding battery, including guide bar and saw chain
- ⑦ Including guide bar and saw chain
- ⑧ Explanation of symbols on page 253

*PICTURE SHOWN IS FOR ILLUSTRATION PURPOSE ONLY. ACTUAL PRODUCT MAY VARY DUE TO PRODUCT ENHANCEMENT.



Battery chainsaws

- For occasional users, landscapers and craftsmen
- Ideal for use in noise-sensitive areas and enclosed spaces
- For cutting firewood and grounds maintenance
- Light and simple to use

MSA 120 C-B



Lightweight battery chainsaw for cutting firewood and garden maintenance. Soft handle, quick and tool-free chain change process with STIHL Quick Chain Tensioning, QuickStop Super chain brake, oil tank with transparent viewing window, high cutting performance and low vibration with a slim 1/4" PM3 saw chain. Weight: 2.7 kg^①.

MSA 120 C-B excluding battery and charger^②

Bar length	Order No.
30 cm / 12"	1254 011 5800

MSA 120 C-B set with AK 20 and AL 101^③

Bar length	Order No.
30 cm / 12"	1254 011 5814

MSA 140 C-B



Lightweight battery chainsaw for cutting firewood and garden maintenance. 25% more cutting performance compared to the MSA 120 C-B. Soft handle and quick, tool-free chain change process due to STIHL Quick Chain Tensioning, QuickStop Super chain brake, oil tank with transparent viewing window, high cutting performance with a 1/4" PM3 saw chain. Weight: 2.6 kg^①.

MSA 140 C-B excluding battery and charger^②

Bar length	Order No.
30 cm / 12"	1254 011 5840

MSA 140 C-B set with AK 30 and AL 101^③

Bar length	Order No.
30 cm / 12"	1254 011 5854

For suitable lithium-ion batteries and other accessories, see page 17 onwards.

B = Quick Chain Tensioning
 ① Weight excluding battery but including guide bar and saw chain
 ② Including guide bar and saw chain
 ③ Explanation of symbols on page 253

MSA 160 C-B



Battery chainsaw, ideal for cutting firewood and work around the garden. Suitable for use in noise-sensitive areas, no ear protection necessary. STIHL Quick Chain Tensioning, Quick-Stop Super chain brake, tool-free oil cap, with 1/4" PM3 saw chain for a smooth and efficient cut. Weight: 3.1 kg^①.

MSA 160 C-B excluding battery and charger^②

Bar length	Order No.
30 cm / 12"	1250 200 0049

MSA 200 C-B



Battery chainsaw with high cutting performance. Ideal for cutting firewood and work around the garden as well as professional applications. Suitable for use in noise-sensitive areas. 44% more cutting performance compared to the MSA 160 C-B. STIHL Quick Chain Tensioning, tool-free oil cap, with 1/4" PM3 saw chain for smooth, efficient and high performance cut, and bumper spikes made of metal. Weight: 3.3 kg^①.

MSA 200 C-B excluding battery and charger^②

Bar length	Order No.
35 cm / 14"	1251 200 0021



**Comfort
down to the
smallest
detail**

FUNCTION Universal forestry protective clothing

Practical clothing allowing full freedom of movement and a high level of breathability.

» More on page 232



Electric chainsaws

- For home users, tradesmen and farmers
- For working around the house
- Powerful electric motors with high cutting performance
- Practical features
- Switches on and off at the push of a button

MSE 141 C



NEW

Available from
Spring 2019!

240 V, 1.4 kW, 3.9 kg[Ⓢ]. Highly manoeuvrable, lightweight chainsaw with good cutting performance. Well balanced for effortless work, side-mounted chain tensioning for securing and easily tensioning the chain, QuickStop Super chain brake, oil tank with transparent viewing window, and overload protection.

Bar length	Order No.
30 cm / 12"	1208 200 0331

MSE 170 C-B



240 V, 1.7 kW, 4.4 kg[Ⓢ]. Lightweight and convenient electric chainsaw for cutting firewood. Excellent ergonomics for effortless operation, Quick Chain Tensioning. QuickStop Super chain brake, soft handle for good grip and comfortable working, tool-free oil tank cap for easy and safe filling with chain oil, overload protection.

Bar length	Order No.
30 cm / 12"	1209 200 0050

[Ⓢ] Weight excluding cable and chain oil, including guide bar and saw chain



Accessories for chainsaws

- For making work easier
- Scabbards suitable for various guide bars
- Carry bag or chainsaw case for easy transportation
- Tools and sawhorses
- Further accessories listed from page 218

Chainsaw case



For storage and transport of all battery and petrol chainsaws with bar lengths up to 18"/45cm (not suitable for electric chainsaws and petrol chainsaws, MS 461, MS 462 C-M, MS 500i, MS 661, & MS880).

Order No. 0000 900 4008

Combination socket tool



For tensioning the chain and changing the chain, bar and spark plug.

Width across flats 19–13^②

Order No. 1129 890 3401

Width across flats 19–16^③

Order No. 0000 890 3400

Width across flats 16 and 13^④

Order No. 0000 890 3402

Multi-function tool



Practical, multi-function quality tool in a sturdy plastic case. 3.5 mm flat-blade screwdriver for carburettor adjustment and cleaning grooves, Torx® TX 27 screwdriver, nylon pouch with belt loop.

Width across flats 19–13^②

Order No. 0000 881 5501

Width across flats 19–16^③

Order No. 0000 881 5502

② From MS 261 up

③ For MS 271, MS 291, MS 311, and MS 391

④ For MS 170, MS 171, MS 180, MS 181, MS 193, MS 211, MS 231, MS 241, and MS 251

Wooden sawhorse



Lightweight design. For cutting firewood with ease, max. bearing load 70 kg.

Order No. 0000 881 4602

Metal sawhorse



Robust design. Painted grey, chain with spring tensioning secures the trunk for cutting, max. bearing load 100 kg.

Order No. 0000 881 4607

Scabbards for arborist saws



Snaps firmly into place on the sprocket cover. Covers the bumper spikes. For MS 193 T, MS 200 T and MS 201 T.

Bar length up to 35 cm / 14"

Order No. 0000 792 9160

Scabbard extension



30 cm long, for bars larger than 90 cm.

Order No. 0000 792 9140

Fuels, hand tools and forestry accessories can be found from page 210 onwards.





2

Pole pruners and accessories

- Available as a petrol, battery or electrical device
- For thinning out shrubs
- For cutting tall fruit trees
- Range of up to five metres
- Harnesses for effortless work

HT 56 C-E

NEW

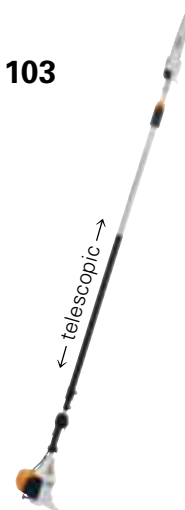
Available from Spring 2019!



27.2cc, 0.8kW/1.07hp, 6.4Kg[Ⓞ]. Cutting and trimming hard-to-reach branches can be a difficult chore if you don't have the right tool. And a STIHL pole pruner designed exclusively for use around the home makes it easy. Ideal for pruning jobs outside the reach of regular chainsaws, they're easy to start, feature tough, dependable 2-MIX engines, and the unique two-piece shaft design makes for easy storage and transport.

Order No. 4139 200 0013

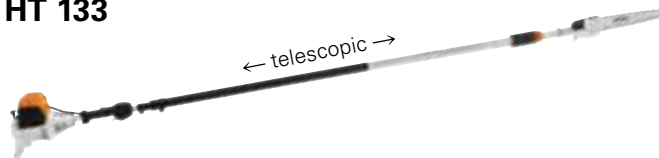
HT 103



31.4 cm³, 1.05 kW/1.4 hp, 7.2 kg[Ⓞ]. Professional pole pruner for orchard and arborist work. Lightweight, compact transmission with captive nut on the sprocket cover, optimised cutting performance due to the 1/4" PM3 saw chain, 4-MIX[Ⓞ] engine with a simplified start system. Highly ergonomic and very stable due to the reduced weight of the square-cut telescopic shaft. Total length: 270 – 390cm. With 30cm / 12" guide bar and 1/4" PM3 saw chain.

Order No. 4182 200 0180

HT 133



36.3 cm³, 1.4 kW/1.9 hp, 7.2 kg[Ⓞ]. Pole pruner with an ideal power to weight ratio for powerful cutting work in orchards and professional tree maintenance. Lightweight, compact transmission with captive nut on the sprocket cover, maximum cutting performance due to the 1/4" PM3 saw chain, 4-MIX[Ⓞ] engine with simplified start system. Highly ergonomic and very stable due to the reduced weight of the square-cut telescopic shaft. Total length: 270 – 390cm.

With 30cm / 12" guide bar and 1/4" PM3 saw chain.

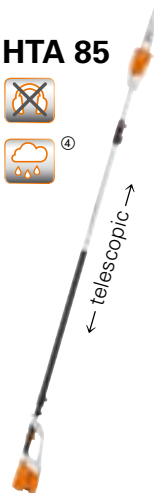
Order No. 4182 200 0181

HTA 65**NEW**Available from
Spring 2019!

Lightweight and powerful battery pole pruner for grounds maintenance, orchards and professional tree maintenance. Easy to manoeuvre, with 1/4" PM3 saw chain for precise biting characteristics and high cutting performance, minimum vibration and quiet for use in urban areas. With side-mounted chain tensioning and captive nut on the sprocket cover. Total length: 240cm. Weight 3.4Kg^②

HTA 65 excluding battery and charger^③**Order No. 4857 200 0018****HTA 85**

telescopic



Telescopic battery pole pruner for grounds maintenance, orchards professional tree maintenance and arborists. Lightweight and powerful, with 1/4" PM3 saw chain for a precise cut, high cutting performance, low vibration and quiet for use in urban areas. With side-mounted chain tensioning and captive nut on the sprocket cover. Total length: 270 – 390cm. Weight: 4.9 kg^②.

HTA 85 excluding battery and charger^③**Order No. 4857 200 0029****HTE 60****240 V, 1.45 kW, 5.0 kg^③.**

The high-performance HTE 60 electric pole pruner can trim branches up to a height of around 3.20 m. Lightweight, compact transmission with captive nut on the sprocket cover, maximum cutting performance due to the 1/4" PM3 saw chain. Also suitable for cutting back dense hedge growth, total length 210 cm.

Order No. 4810 200 0016**Quick release bracket for telescopic shaft harness**

For easy handling of a pole pruner or hedge trimmer in combination with a basic shoulder strap or the RTS harness. The tool is easy to attach and quick to release. Included with the HT 103 and HT 133. Suitable for the HT 101, HT 131, HTA 85 and HLA 85.

Order No. 0000 790 8600**RTS harness**

For long periods of use. Can be adjusted to the user's size, reduces the weight of the tool and significantly improves balance. Can be used with the HT 101, HT 103, HT 131, HT 133, HTA 65, HTA 85, HTE 60, KombiEngines with HT-KM or HL-KM 145°, HL 94, HLA 65, HLA 85 and HLE 71.

Order No. 0000 790 4400**Angled gearhead**

For HT 103 and HT 133.

Order No. 4182 640 0200

For HT 56, HT 101, HT 131 and HTE 60.

Order No. 4138 640 0201**Foot**

Foot to protect the battery from contact with the ground. Additional handle for short-term shaft extension, for HTA 65, HTA 85 and HLA 85.

Order No. 4857 007 1001

For suitable lithium-ion batteries and other accessories, see page 8 onwards.

E = Easy2Start

① Weight excluding fuel, guide bar and saw chain

② Weight excluding battery, including guide bar and saw chain

③ Weight excluding cable and chain oil, including guide bar and saw chain

④ Explanation of symbols on page 253

⑤ Including guide bar and saw chain

Chainsaws and pole pruners

2

	Order number	Bar length (cm/Inch)Ⓞ	Displacement (cm ³)	Power output (kW/hp)	Weight (kg)Ⓞ	Power-to-weight ratio (kg/kW)	Sound pressure level [Ⓞ] (dB(A))	Sound power level [Ⓞ] (dB(A))	
Petrol chainsaws for cutting firewood and grounds maintenance									
MS 170	1130 200 0514	35/14	30.1	1.3/1.8	4.1	3.4	100	111	
MS 171	1139 200 0394	35/14	31.8	1.3/1.8	4.3	3.3	99	112	
MS 180	1130 200 0515	40/16	31.8	1.5/2.0	4.1	3.0	100	112	
MS 181	1139 200 0386	40/16	31.8	1.5/2.0	4.3	2.9	100	112	
MS 181 C-BE	1139 200 0385	40/16	31.8	1.5/2.0	4.6	3.1	100	112	
MS 211	1139 200 0387	40/16	35.2	1.7/2.3	4.3	2.5	100	113	
MS 211 C-BE	1139 200 0388	40/16	35.2	1.7/2.3	4.6	2.7	100	113	
MS 231	1143 200 0636	40/16	42.6	2.0/2.7	4.8	2.4	103	114	
MS 231 C-BE	1143 200 0637	40/16	42.6	2.0/2.7	5.1	2.6	103	114	
MS 251	1143 200 0638	45/18	45.6	2.2/3.0	4.8	2.2	103	114	
MS 251 C-BE	1143 200 0635	45/18	45.6	2.2/3.0	5.2	2.4	103	114	
Petrol chainsaws for agriculture/the construction industry and horticulture									
MS 271	NEW	1141 200 0621	45/18	50.2	2.6/3.5	5.6	2.2	103	115
MS 291		1141 200 0641	45/18	55.5	2.8/3.8	5.6	2.0	103	116
MS 291 C-BE		1141 200 0619	45/18	55.5	2.8/3.8	6.2	2.2	103	116
MS 311		1140 200 0695	50/20	59.0	3.1/4.2	6.2	2.0	105	117
MS 391		1140 200 0689	50/20	64.1	3.3/4.5	6.2	1.9	105	117

- As standard
- Retrofittable (accessory)

- B = Quick Chain Tensioning
- E = Easy2Start

Ⓞ The actual bar length is shorter than the stated bar length. Other available cutting attachments are detailed from page 66

	Vibration level, left/right ^② (m/s ²)	STIHL engine (2-MIX/4-MIX ^③)	Saw chain pitch	STIHL Oilomatic saw chain type ^④	Lightweight guide bar	Controlled-delivery oil pump	Side-mounted chain tensioning	STIHL Quick Chain Tensioning (Q)	Manual fuel pump	Decompression valve	STIHL ElastoStart	STIHL Easy2Start (E)	Long-life air filter system	HD2 filter	Tool-free fuel cap
	5.2/5.5	-	3/8" P	PMM3	○	-	○	-	-	○	-	-	-	-	-
	4.0/4.5	2-MIX	3/8" P	PMM3	○	●	○	-	-	○	-	●	-	●	●
	6.6/7.8	-	3/8" P	PMM3	○	-	○	-	-	○	-	-	-	-	-
	3.5/3.0	2-MIX	3/8" P	PMM3	○	●	○	-	-	○	-	●	-	●	●
	3.5/3.0	2-MIX	3/8" P	PMM3	○	-	●	●	-	-	●	●	-	●	●
	3.5/3.5	2-MIX	3/8" P	PM	○	●	○	-	-	○	-	●	-	●	●
	3.5/3.5	2-MIX	3/8" P	PM	○	-	●	●	-	-	●	●	-	●	●
	3.9/3.9	2-MIX	.325"	RM	○	●	○	-	-	○	-	●	●	●	●
	3.9/3.9	2-MIX	.325"	RM	○	-	●	●	-	-	●	●	●	●	●
	3.9/3.9	2-MIX	.325"	RM	○	●	○	-	-	○	-	●	●	●	●
	3.9/3.9	2-MIX	.325"	RM	○	-	●	●	-	-	●	●	●	●	●
	4.5/4.5	2-MIX	.325"	RM	-	-	●	-	-	○	-	●	●	●	●
	4.5/4.5	2-MIX	.325"	RM	-	-	●	-	-	○	-	●	●	●	●
	4.5/4.5	2-MIX	.325"	RM	-	-	-	●	●	-	●	●	●	●	●
	4.0/4.0	2-MIX	3/8"	RM	-	●	●	-	-	●	○	-	●	●	●
	4.0/4.0	2-MIX	3/8"	RM	-	●	●	-	-	●	○	-	●	●	●

② Weight excluding fuel, guide bar or saw chain

③ K value according to Dir. 2006/42/EC = 2.0 dB(A)

④ K factor according to Dir. 2006/42/EC = 2 m/s²

⑤ A detailed explanation of the STIHL saw chain types can be found from page 63

⑥ Narrow cutting attachment

Chainsaws and pole pruners

2

	Order number	Bar length (cm) ^①	Displacement (cm ³)	Power output (kW/hp)	Weight (kg) ^②	Power-to-weight ratio (kg/kW)	Sound pressure level ^③ (dB(A))	Sound power level ^③ (dB(A))	Vibration level, left/right ^④ (m/s ²)	STIHL engine (2-MIX/4-MIX ^⑤)
Petrol chainsaws for forestry work										
MS 241 C-M	1143 200 0269	40/16	42.6	2.3/3.1	4.5	2.0	103	115	2.9/2.9	2-MIX
MS 261 C-M	1141 200 0620	40/16	50.2	3.0/4.1	4.9	1.6	104	116	3.5/3.5	2-MIX
MS 362 C-M	1140 200 0692	50/20	59.0	3.5/4.8	5.6	1.6	106	117	3.5/3.5	2-MIX
MS 461	1128 200 0783	50/20	76.5	4.4/6.0	6.7	1.5	105	117	4.0/3.8	2-MIX
MS 462 C-M	1142 200 0008 1142 200 0114	50/20 50/20	72.2	4.4/6.0	6.0	1.4	108	119	4.8/3.6	2-MIX
Petrol chainsaws for forestry work										
MS 500i NEW Available Winter 2019	1147 200 0021 1147 200 0022 1147 200 0023	50/20 50/20 63/25	79.2	5.0/6.8	6.2	1.24	106	121	4.2/4.0	2-MIX
MS 661 C-M	1144 200 0256 1144 200 0275 1144 200 0275 1144 200 0270	63/25 63/25 63/25 63/25	91.1	5.4/7.3	7.4	1.4	105	118	6.9/5.6	2-MIX
MS 880	1124 200 0190 1124 200 0192 1124 200 0191 1124 200 0189	63/25 75/30 80/31 90/35	121.6	6.4/8.7	10.0	1.5	103	116	8.9/8.9	–

- As standard
- Retrofittable (accessory)

M = M-Tronic
i = STIHL Injection

① The actual bar length is shorter than the stated bar length. Other available cutting attachments are detailed from page 66

	Saw chain pitch	STIHL Oilomatic saw chain type ^②	Lightweight guide bar	Controlled-delivery oil pump	Side-mounted chain tensioning	Manual fuel pump	Decompression valve	STIHL ElastoStart	STIHL Easy2Start (E)	Long-life air filter system	HD2 filter	Tool-free fuel cap	STIHL M-Tronic (M)	STIHL Injection (I)
$\frac{3}{8}$ " P	PS	○	●	●	–	●	●	–	●	●	●	●	–	–
.325"	RS	–	●	●	–	●	●	–	●	●	●	●	●	–
$\frac{3}{8}$ "	RS	–	●	●	–	●	●	–	●	●	●	●	●	–
$\frac{3}{8}$ "	RS	○	●	●	–	–	●	–	●	●	●	●	●	–
$\frac{3}{8}$ "	RS	– ●	●	●	–	●	●	–	●	●	●	●	●	–
$\frac{3}{8}$ "	RS	● ○ ●	●	●	●	●	●	–	●	●	●	–	–	●
$\frac{3}{8}$ " $\frac{3}{8}$ " .404" $\frac{3}{8}$ "	RS	● ● – ●	●	●	–	●	●	–	●	●	●	●	●	–
.404"	RS	–	●	●	–	●	●	–	●	●	●	–	–	–

② Weight excluding fuel, guide bar or saw chain

③ K value according to Dir. 2006/42/EC = 2.0 dB(A)

④ K factor according to Dir. 2006/42/EC = 2 m/s²

⑤ A detailed explanation of the STIHL saw chain types can be found from page 63

	Order number	Bar length (cm) ^①	Displacement (cm³)	Power output (kW/hp)	Rated voltage (V)	Weight (kg)	Power-to-weight ratio (kg/kW)	Sound pressure level ^② (dB(A))	Sound power level ^② (dB(A))	
Arborist saws										
MS 150 TC-E	1146 200 0048	30/12	23.6	1.0/1.3	–	2.6 ^②	2.6	97	110	
MS 193 T	1137 200 0306	30/12	30.1	1.3/1.8	–	3.3 ^②	2.5	99	112	
MS 201 TC-M	1145 200 0247 1145 200 0248	30/12 35/14	35.2	1.8/2.4	–	3.7 ^②	2.1	98	112	
MSA 161 T NEW Available Spring 2019	1251 200 0044	30/12	–	–	36	2.1 ^②	–	84	94	
Emergency services saws										
MS 462 R NEW	1142 200 0133	50/20	72.2	4.4/6.0	–	7.2 ^②	1.6	105	117	
Battery chainsaws										
MSA 120 C-B	1254 011 5800	30/12	–	–	36	2.7 ^②	–	83	94	
MSA 120 C-B set with AK 20 + AL 101	1254 011 5814	30/12	–	–	36	3.9 ^②	–	83	94	
MSA 140 C-B	1254 011 5840	30/12	–	–	36	2.6 ^②	–	83	94	
MSA 140 C-B set with AK 30 + AL 101	1254 011 5850	30/12	–	–	36	3.9 ^②	–	83	94	
MSA 160 C-B	1250 200 0049	30/12	–	–	36	3.1 ^②	–	84	95	
MSA 200 C-B	1251 200 0021	35/14	–	–	36	3.3 ^②	–	84	95	

● As standard
○ Retrofittable (accessory)

B = Quick Chain Tensioning
E = Easy2Start

M = M-Tronic
T = Top handle

① The actual bar length is shorter than the stated bar length. Other available cutting attachments are detailed from page 66

② K factor according to Dir. 2006/42/EC = 2.0 dB(A)

	Vibration level, left/right ^③ (m/s ²)	STIHL engine (2-MIX/4-MIX [®])	Saw chain pitch	STIHL Oliomatic saw chain type ^④	Lightweight guide bar	Controlled-delivery oil pump	Side-mounted chain tensioning	STIHL Quick Chain Tensioning (B)	Manual fuel pump	Decompression valve	STIHL ElastoStart	STIHL Easy2Start (E)	HD2 filter	Tool-free fuel cap	STIHL M-Tronic (M)	Tool-free oil tank cap	Overload protection	Soft grip
	4.9/4.9	2-MIX	1/4" P	PM	-	-	●	-	●	-	-	●	-	●	-	●	-	-
	2.9/3.1	2-MIX	3/8"	PMM3	-	-	●	-	●	-	○	-	-	●	-	●	-	-
	3.5/3.1	2-MIX	3/8" P 3/8" P	PS	●	●	●	-	-	-	●	-	-	●	●	●	-	-
	<2.5/2.5	-	1/4" P	PM	-	-	●	-	-	-	-	-	-	-	-	●	●	●
	5.8/5.3	2-MIX	3/8"	RDR	-	●	●	-	-	●	-	-	●	●	●	●	-	-
	3.4/3.2	-	1/4" P	PM	-	-	-	●	-	-	-	-	-	-	-	-	●	●
	3.4/3.2	-	1/4" P	PM	-	-	-	●	-	-	-	-	-	-	-	-	●	●
	4.3/4.8	-	1/4" P	PM	-	-	-	●	-	-	-	-	-	-	-	-	●	●
	4.3/4.8	-	1/4" P	PM	-	-	-	●	-	-	-	-	-	-	-	-	●	●
	2.7/2.9	-	1/4" P	PM	-	-	-	●	-	-	-	-	-	-	-	●	●	●
	4.6/3.9	-	1/4" P	PM	-	-	-	●	-	-	-	-	-	-	-	●	●	●

③ K factor according to Dir. 2006/42/EC = 2 m/s²

④ A detailed explanation of the STIHL saw chain types can be found from page 63

⑤ Weight excluding fuel, guide bar and saw chain

⑥ Weight excluding cable and chain oil, including guide bar and saw chain

⑦ Weight excluding battery, including guide bar and saw chain

⑧ excluding battery and charger

⑨ Weight including battery, with guide bar and saw chain, without charger

Chainsaws and pole pruners

2

	Order number	Bar length (cm) ^①	Displacement (cm ³)	Power output (kW/hp)	Rated voltage (V)	Power consumption (kW)	Weight (kg)	Sound pressure level ^② (dB(A))	Sound power level ^② (dB(A))	Vibration level, left/right ^③ (m/s ²)
Electric chainsaws										
MSE 141 C	1208 200 0331	30 / 12	–	1.4kW	240	1.4	3.6 ^⑤	90	101	3.4/3.2
MSE 170 C-B	1209 200 0008	35 / 14	–	1.7kW	240	1.7	4.2 ^⑤ 4.3 ^⑤	92	103	2.9/3.4
Petrol pole pruner										
HT 56 C-E	4139 200 0013	30 / 12	27.2	0.8/1.07	–	–	6.4 ^④	91	106	5.2/4.9
HT 103	4182 200 0180	30	31.4	1.05/1.4	–	–	7.2 ^④	89	106	3.6/4.3
HT 133	4182 200 0181	30	36.3	1.4/1.9	–	–	7.2 ^④	93	109	3.6/4.3
Battery pole pruner										
HTA 65	4857 200 0018	25	–	–	36	–	3.8 ^⑦	76	93	2.5/2.5
HTA 85	4857 200 0029	30	–	–	36	–	4.9 ^⑦	76	93	1.0/1.0
Electric pole pruner										
HTE 60	4810 200 0016	30	–	1.45kW	240	1.45	5.0 ^⑤	90	102	3.6/4.2

● As standard
○ Retrofittable (accessory)

E = Easy2Start
B = Quick Chain Tensioning

① The actual bar length is shorter than the stated bar length. Other available cutting attachments are detailed from page 66

② K factor according to Dir. 2006/42/EC = 2.0 dB(A)

	STIHL engine (2-MIX/4-MIX [®])	Cable length (m)	Saw chain pitch	STIHL Oilomatic saw chain type ^③	Total length with cutting attachment (cm)	Lightweight guide bar	Side-mounted chain tensioning	STIHL anti-vibration system	Tool-free oil tank cap	Overload protection	Soft grip	Automatic decompression
	–	0.4	3/8" P	PMM3	–	○	●	–	–	–	–	–
	–	0.4	3/8" P	PMM3	–	○	●	–	●	●	–	–
	2-MIX [®]	–	1/4" P	PM3	280	–	●	●	●	–	●	–
	4-MIX [®]	–	1/4" P	PM	270–390	–	●	●	●	–	–	●
	4-MIX [®]	–	1/4" P	PM	270–390	–	●	●	●	–	–	●
	–	–	1/4" P	PM3	240	–	●	–	●	–	●	–
	–	–	1/4" P	PM	270–390	–	●	–	●	●	●	–
	–	0.3	1/4" P	PM	210	–	●	–	●	●	●	–

③ K factor according to Dir. 2006/42/EC = 2 m/s²

④ A detailed explanation of the STIHL saw chain types can be found from page 63

⑤ Weight excluding cable and chain oil, including guide bar and saw chain

⑥ Weight excluding fuel, guide bar or saw chain

⑦ Weight excluding battery, including guide bar and saw chain

⑧ Narrow cutting attachment

⑨ excluding battery and charger

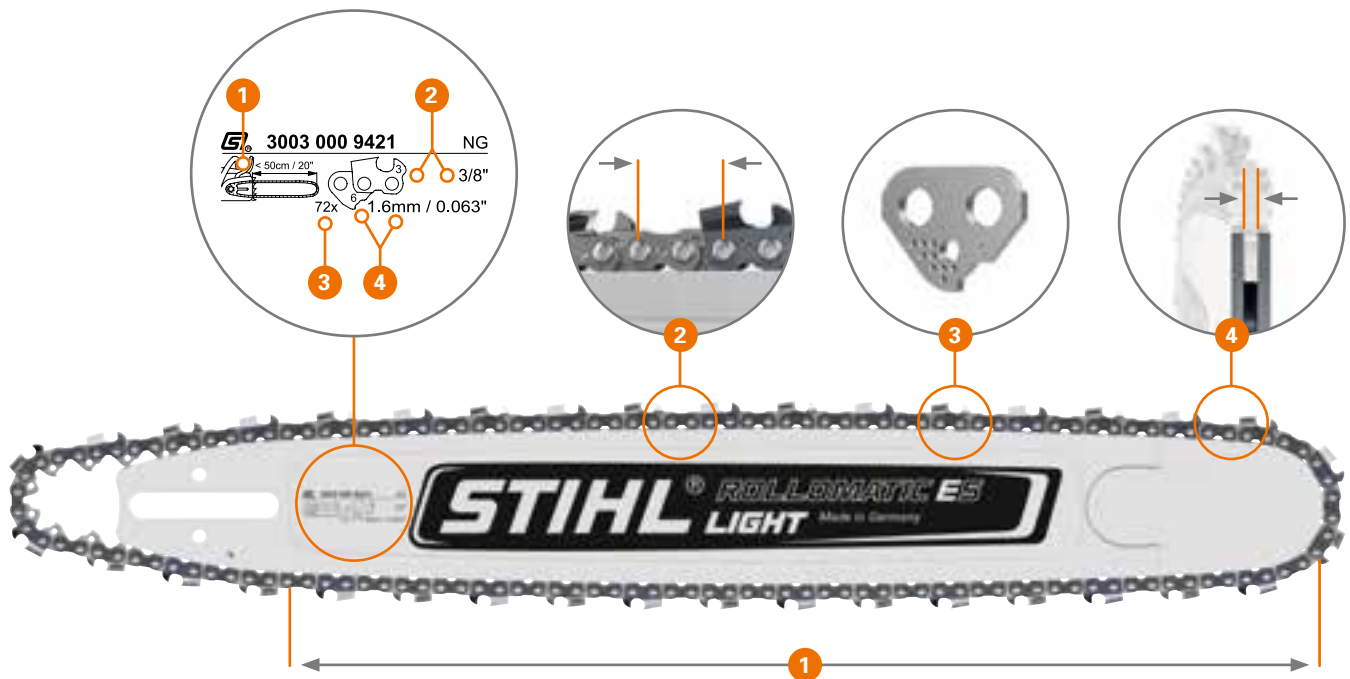
**It takes time to look
after your chain...
but it's worth
every second.**



Quality to the highest degree. Our saw chains and guide bars are built with incredible attention to detail combined with years of technical knowledge and experience. The result is top performance and a precise cut from your chainsaw.

Saw chains	63
Guide bars	66
» Saw chains and guide bars overview	68
Tools for maintaining cutting attachments	70


Cutting attachments




Finding the right saw chain for you

The recommended bar and chain combinations are shown on page 68 for all current chainsaws and pole pruners. This section will help you to understand about the right saw chain for your intended use, making sure that the chainsaw, bar and chain all fit together. The stamped information on the bar will provide you with the following four values:


1 Bar length

 Choose the right bar length depending on your intended use.


2 Chain pitch

 The chain pitch specifies the determined distance between the rivets. The pitches of the chain, bar and chainsaw must all match up.

3 Number of drive links

 The number of drive links determines the length of the chain. Only the drive links are counted here, not including the blade teeth.

4 Groove width/drive link thickness

 The chain is guided in the groove using the drive links. The groove width of the guide bar must match the drive link thickness.

The chain type is determined by the shape of the blade tooth. The different tooth shapes benefit different cutting jobs

Micro



The half chisel tooth chain offers a high-quality cut with lower vibration, and can be easily sharpened. This makes a good choice for occasional users and agricultural applications.

Super



This tooth shape features the highest cutting performance among all STIHL saw chains. This is achieved through the full-chisel tooth and low cutting resistance, making Super saw chains ideal for professional forestry work and harvesting wood.

Duro



Duro saw chains have been specially developed for tough jobs. The carbide alloy plating ensures they stay sharp up to ten times longer than conventional saw chains. They are best suited to cutting rotten and dirty wood. Extremely robust, highly durable, low vibration.

You can find out more information from page 63.

i Please note that not all products are equipped with the same features. Only the most important features are described on this page. For further explanations and information, see page 252 onwards or online at www.stihl.com.au.

Original **STIHL**
Swiss Made



Original STIHL saw chains: superior quality for peak performance

- As well as engine units, we also develop our own saw chains and guide bars. These three components are guaranteed to complement each other perfectly.
- STIHL saw chains are manufactured with Swiss precision in our factory in Wil, Switzerland. They're made using dedicated machines that we've developed and manufactured ourselves.
- STIHL saw chains not only deliver outstanding cutting performance on our own chainsaws – they also excel on chainsaws from other manufacturers.



Saw chains

- Swiss precision from our STIHL factory in Wil, Switzerland
- Outstanding cutting performance and reliability
- Chrome teeth made from special steel and hardened rivets
- Designed to perfectly match the guide bar and chainsaw



Micro

Micro saw chains are reliable and comfortable to use. The half-chiselled tooth chain offers a high-quality cut with minimum vibration, and can be easily sharpened. This means it is a good choice for occasional users and agricultural applications.

Micro saw chain



Minimum-vibration saw chain, high cut quality, sturdy, and low chatter.

	1/4" P	1/4"	3/8" P	.325"	3/8"	.404"
1.3 mm		3660	3613	3684	3650	
1.5 mm ^①				3685	3651	
1.6 mm				3686	3652	3668

Micro 3 saw chain



Saw chain offering low kickback and minimum vibration, with humped drive links. High cut quality, soft cutting characteristics, sturdy, and low chatter.

	1/4" P	1/4"	3/8" P	.325"	3/8"	.404"
1.1 mm	3670		3610 ^②			
1.3 mm			3636	3687	3662	
1.5 mm ^①				3688		
1.6 mm				3689	3664	

How it works: STIHL saw chains are available with different drive link thicknesses and pitches. Use the table to find the correct part number.

Drive link thickness	Pitch	Pitch
	Part order number	Part order number

① Chains for saws from other manufacturers
 ② Narrow cutting attachment



Super

Super saw chains feature the highest cutting performance among all STIHL saw chains. This is achieved through the full-chisel tooth and low cutting resistance, making Super saw chains ideal for professional forestry and harvesting wood.

Super saw chain



Minimum-vibration and high-performance saw chain for professional users. Extremely high piercing and cutting performance with a high-quality cut and low chatter.

	1/4" P	1/4"	3/8" P	.325"	3/8"	.404"
1.3 mm			3617	3637	3623	
1.5 mm ^①				3638	3622	
1.6 mm				3639	3621	3946

Super 3 saw chain



High-performance saw chain offering low kickback and minimum vibration, with humped drive links. High piercing and cutting performance with a high-quality cut and low chatter.

	1/4" P	1/4"	3/8" P	.325"	3/8"	.404"
1.3 mm			3616		3624	
1.6 mm					3626	



Duro

Duro saw chains are extremely robust and low-wear. Their carbide plating means that the chains stay sharp for up to ten times longer than traditional chains. This means that a Duro chain is great for cutting dirty wood.

Duro 3 saw chain



An extremely robust and low-kickback carbide saw chain with pumped drive links for demanding use. It stays sharp for up to ten times longer than conventional saw chains without resharpening. Extremely robust, highly durable, minimum vibration.

	1/4" P	1/4"	3/8" P	.325"	3/8"	.404"
1.3 mm			3612	3665	3681	
1.5 mm ^①				3666	3682	
1.6 mm				3667	3683	

① Chains for saws from other manufacturers

Special saw chain applications

You'll always find the right saw chain for your application at STIHL. We offer saw chains that are tailored to specific applications for special areas of use. The guide bars to match are also available from STIHL.

Carving



Special saw chain for wood carvers. Minimum vibration, very good cutting performance, shortened cutter top plate means it is not necessary to apply pressure when piercing, capable of a noticeably better piercing speed compared to conventional 1/4" saw chains.

	Chain pitch (inches)	Saw chain	Guide bar
MS 150, MSA 120/140/160/200	1/4" P	3670 000 0064 [Ⓜ]	3005 000 3105
MS 170/171/180/181/193/201/211/231/241/251	1/4"	3661 000 0064	3005 000 3205

Emergency services (RDR)



Special saw chain for the toughest jobs, suitable for use by fire services, emergency services and technical assistance teams (e.g. for wood with nails, composite material and bulletproof glass). Blade teeth with all-over plating made from impact-resistant carbide plates.

	Chain pitch (inches)	Saw chain	Guide bar
MS 461	3/8"	3944 000 0072	3003 002 9421
MS 462	3/8"	3944 000 0072	3003 002 9421

Cutting to length – wood harvester/firewood processor (RMHS, RMH)



Saw chain for use on special machines in mechanical wood harvesting and firewood preparation, robust and durable. Reduced tensions result in low levels of crack formation with low wear and a particularly long service life. **Must not be used on hand-guided chainsaws.**



Please contact your local dealer for further information.

Longitudinal cut (RMX, PMX)



Special longitudinal cut saw chain for use on longitudinal cut tools as well as mobile small sawmills. Half-chisel tooth chain with high cut quality, with a low level of vibration and soft cutting characteristics.



Please contact your local dealer for further information.



Guide bars

- Suitable for a variety of tasks: from harvesting wood and carving, through to cutting firewood
- Constructed from high quality, highly resistant chrome molybdenum steel
- Optimal transfer of engine power to cutting performance
- Duromatic E solid bars for demanding tasks involving hard wood

Lightweight guide bars

STIHL consistently focuses on lightweight design, even when it comes to the guide bars. You can choose between the E-Light and ES-Light bars. We offer the right solution, both for small, lightweight saws and for powerful felling saws.

The table on the right shows which guide bar is suitable for each type of use. For technical details relating to the guide bars, see page 255.

STIHL Rollomatic E Mini Light



For easier work with pole pruners or when harvesting thin wood. Weight advantage of up to 25% (at a length of 35cm / 14").

STIHL Rollomatic E Light



Made of three steel plates which have been extensively hollowed out and electrically welded together. The hollow areas are filled with glass fibre-reinforced polyamide. A weight reduction of up to 30% (at a length of 40cm / 16") compared to conventional bars. Maintenance-free sealed bearings in the sprocket nose.

STIHL Rollomatic ES Light



Stable hollow body with a rigid outer and substructure, made of special wear-resistant steel which has been hollowed out and laser welded together. Angled STIHL Ematic oil hole. 30% lighter than the Rollomatic ES bars, bar nose fully replaceable. Maintenance-free sealed bearings in the sprocket nose.

STIHL Rollomatic E Mini



Narrow guide bar. For the small-link 3/8" Picco Micro Mini 3 saw chain or the 1/4" Picco Micro 3. Considerable weight savings coupled with improved cutting performance.

STIHL Rollomatic E



Body made of three electrically welded metal plates; the middle plate is extensively hollowed out. Low weight, high stability, available with small and large bar nose. Maintenance-free sealed bearings in the sprocket nose.

STIHL Rollomatic ES



For the highest professional demands on high-performance machines. Solid and rigid bar body, bar nose fully replaceable, elliptically shaped, angled oil holes for optimum lubrication. Maintenance-free sealed bearings in the sprocket nose.

STIHL Duromatic E



Solid bar for chainsaws in the mid to high performance categories. Exceptionally hard-wearing, bar nose is protected by carbide alloy plating, elliptically shaped, angled oil holes for optimum lubrication.

STIHL Carving E



Three-part carving bar with solid stellite tip. For wood carvers and arborists cutting wood, features a very small radius on the bar nose. Extremely low kickback, light and durable. Marks embossed into the guide bar allow the exact depth of the bar nose to be determined while cutting.

Guide bars	Cutting firewood/ grounds maintenance	Agriculture/the construction industry and horticulture	Forestry	Tree maintenance	Battery chainsaws	Electric chainsaws	Pole pruners	Carving	Emergency services
STIHL Rollomatic E Mini Light	++	+	○	++	-	++	++	○	-
STIHL Rollomatic E Light	++	++	○	++	-	++	○	○	-
STIHL Rollomatic ES Light	○	○	++	+	-	-	-	-	-
STIHL Rollomatic E Mini	++	+	○	++	++	++	++	○	-
STIHL Rollomatic E (up to 10 Z)	++	++	○	+	-	++	○	○	-
STIHL Rollomatic E (11 Z)	+	+	++	-	-	+	-	-	-
STIHL Rollomatic ES	+	+	++	-	-	-	-	-	++
STIHL Duromatic E	○	++	+	-	-	-	-	-	-
STIHL Carving E	-	-	-	++	+	+	+	++	-

Z = Number of teeth in sprocket nose

○ Suitable

- Less suitable

+ Recommended

++ Highly recommended



STIHL professional tip:

Sealed bearings in the sprocket nose have lifetime lubrication for longer durability and less maintenance, meaning you save time, the environment and your wallet.

Cutting attachments

Composition of the 11-digit order number for saw chains

Part order number

+

000

+

00 + required number of drive links^①

=

Order number

Example: MS 150 with a 25 cm bar length and PM3 saw chain

3670

+



000

+

0056

=



3670 000 0056

Chainsaws					Saw chains 									
Model	Bar length (cm) ①	Chain pitch (inches)	Drive link thickness/groove width (mm)	Number of drive links	Picco Micro 3 (PM3) Part order number	Rapid Micro (RM) Part order number	Rapid Micro 3 (RM3) Part order number	Picco Super (PS) Part order number	Picco Super 3 (PS3) Part order number	Rapid Super (RS) Part order number	Rapid Super 3 (RS3) Part order number	Picco Duro 3 (PD3) Part order number	Rapid Duro 3 (RD3) Part order number	
MS 150, MS 150 T, MS 193 T, MSA 120, MSA 140, MSA 160, MSA 160 T, MSA 200	25	1/4 P	1.1	56	3670	-	-	-	-	-	-	-	-	
	30	1/4 P	1.1	64	3670	-	-	-	-	-	-	-	-	
MS 150 T, MS 193 T, MS 150, MSA 160, MSA 200	35	1/4 P	1.1	72	3670	-	-	-	-	-	-	-	-	
	MSA 161 T	25	1/4 P	1.1	57	3670	-	-	-	-	-	-	-	
	30	1/4 P	1.1	65	3670	-	-	-	-	-	-	-	-	
	MS 170, MS 171, MS 180 ^② , MS 181, MS 192, MS 192 T, MS 193, MSE 141, MSE 170	30	3/8 P	1.1	44	3610 ^②	-	-	-	-	-	-	-	-
35		3/8 P	1.1	50	3610 ^②	-	-	-	-	-	-	-	-	
40		3/8 P	1.1	55	3610 ^②	-	-	-	-	-	-	-	-	
MS 180, MS 201, MS 210, MS 211, MS 230, MS 231 ^③ , MS 241, MSE 170 ^③ , MSE 190 ^③ , MSE 200 ^③ , MSE 210 ^③ , MSE 230 ^③	30	3/8 P	1.3	44	3636	-	-	3617	3616	-	-	3612	-	
	35	3/8 P	1.3	50	3636	-	-	3617	3616	-	-	3612	-	
	40	3/8 P	1.3	55	3636	-	-	3617	3616	-	-	3612	-	
MSE 250	37	3/8	1.6	56	-	-	-	-	-	-	3626	-	3683	
	40	3/8	1.6	60	-	-	-	-	-	-	3626	-	3683	
	45	3/8	1.6	66	-	-	-	-	-	-	3626	-	3683	
MS 201 T	30	3/8 P	1.3	44	3636	-	-	-	3616	-	-	3612	-	
	35	3/8 P	1.3	50	3636	-	-	-	3616	-	-	3612	-	
	40	3/8 P	1.3	55	3636	-	-	-	3616	-	-	3612	-	
MS 250, MS 251 ^③	35	.325	1.6	56	-	-	3689	-	-	3639	-	-	3667	
	40	.325	1.6	62	-	-	3689	-	-	3639	-	-	3667	
MS 260, MS 261, MS 271	32	.325	1.6	56	-	3686	3689	-	-	3639	-	-	3667	
	37	.325	1.6	62	-	3686	3689	-	-	3639	-	-	3667	
	40	.325	1.6	67	-	3686	3689	-	-	3639	-	-	3667	
MS 261	40	3/8 P	1.3	60	-	-	-	3617 ^④	-	-	-	-	-	
MS 291, MS 310, MS 311, MS 362, MS 390, MS 391	37	3/8	1.6	56	-	3652	3664	-	-	3621	3626	-	3683	
	40	3/8	1.6	60	-	3652	3664	-	-	3621	3626	-	3683	
	45	3/8	1.6	66	-	3652	3664	-	-	3621	3626	-	3683	
MS 462, MS 500i, MS 660, MS 661, MS 382	40	3/8	1.6	60	-	3652	3664	-	-	3621	3626	-	3683	
	45	3/8	1.6	66	-	3652	3664	-	-	3621	3626	-	3683	
	50	3/8	1.6	72	-	3652	-	-	-	3621	3626	-	3683	
	63	3/8	1.6	84	-	3652	-	-	-	3621	3626	-	3683	
MS 500i, MS 661	71	3/8	1.6	91	-	-	-	-	-	3621	3626	-	3683	
	80	3/8	1.6	105	-	-	-	-	-	3621	3626	-	3683	
MS 661	90	3/8	1.6	114	-	-	-	-	-	3621	3626	-	3683	
MS 780, MS 880	53	.404	1.6	68	-	3668 ^⑤	-	-	-	3946 ^⑤	-	-	-	
	63	.404	1.6	80	-	3668 ^⑤	-	-	-	3946 ^⑤	-	-	-	
	75	.404	1.6	91	-	3668 ^⑤	-	-	-	3946 ^⑤	-	-	-	
	90	.404	1.6	104	-	3668 ^⑤	-	-	-	3946 ^⑤	-	-	-	
	90	.404	1.6	108	-	3668 ^⑤	-	-	-	3946 ^⑤	-	-	-	
Pole pruners					Saw chains 									
HT 56, HT 101, HT 103, HT 133, HTA 65, HTA 85, HTE 60	25	1/4 P	1.1	56	3670	-	-	-	-	-	-	-	-	
	30	1/4 P	1.1	64	3670	-	-	-	-	-	-	-	-	
HT 56, HT 101, HT 131, HTE 60	30	3/8 P	1.1	44	3610 ^②	-	-	-	-	-	-	-	-	
HT 101, HT 131	30	3/8 P	1.3	44	-	-	-	-	-	-	-	3612	-	

① The actual bar length is shorter than the stated bar length

② For models built since 2014

③ An extra drive link must be used on the MS 231 and MS 251 (35 and 40 cm bar length) and on the MSE 170, MSE 190, MSE 210 and MSE 230 (30, 35 and 40 cm bar length) models with Quick Chain Tensioning and seven-tooth sprocket

Rollomatic E Light Order number	Rollomatic ES Light Order number	Rollomatic E Order number	Rollomatic ES Order number	Number of teeth in sprocket nose	Duromatic E Order number	Bar length (cm)®	
Guide bars 							Chainsaws
-	-	3005 008 3403	-	8	-	25	MS 150, MS 150 T, MS 193 T, MSA 120, MSA 140, MSA 160, MSA 160 T, MSA 200
-	-	3005 008 3405	-	8	-	30	
-	-	3005 008 3409	-	8	-	35	MS 150 T, MS 193 T, MS 150, MSA 160, MSA 200
-	-	3005 008 3403	-	-	-	25	MSA 161 T
-	-	3005 008 3405	-	-	-	30	
3005 000 7605	-	3005 000 3905	-	7	-	30	MS 170, MS 171, MS 180 ^② , MS 181, MS 192, MS 192 T, MS 193, MSE 141, MSE 170 ^③
3005 000 7609	-	3005 000 3909	-	7	-	35	
-	-	3005 008 3913	-	7	-	40	
3005 000 7405	-	3005 000 4805	-	9	-	30	MS 180, MS 201, MS 210, MS 211, MS 230, MS 231 ^③ , MS 241, MSE 170 ^③ , MSE 190 ^③ , MSE 200 ^③ , MSE 210 ^③ , MSE 230 ^③
3005 000 7409	-	3005 000 4809	-	9	-	35	
3005 000 7413	-	3005 000 4813	-	9	-	40	
-	-	3003 000 6111	-	10	-	37	MSE 250
-	-	3003 000 6113	-	10	-	40	
-	-	3003 008 6117	-	10	-	45	
3005 000 7405	-	3005 000 4805	-	9	-	30	MS 201 T
3005 000 7409	-	3005 000 4809	-	9	-	35	
3005 000 7413	-	3005 000 4813	-	9	-	40	
-	-	3005 000 4709	-	11	-	35	MS 250, MS 251 ^④
-	-	3005 000 4713	-	11	-	40	
-	-	3003 000 5306	-	11	-	32	MS 260, MS 261, MS 271
-	-	3003 000 6811	-	11	-	37	
-	-	3003 000 6813	-	11	3003 000 9213	40	
-	-	3003 000 6313 ^⑤	-	9	-	40	MS 261
-	-	3003 000 6111	-	10	-	37	MS 291, MS 310, MS 311, MS 362, MS 390, MS 391
-	-	3003 000 6113	-	10	-	40	
-	-	3003 008 6117	-	10	-	45	
-	-	3003 000 5213	-	8	3003 000 9213	40	MS 462, MS 500i, MS 660, MS 661, MS 382
-	-	3003 000 5217	-	8	3003 000 9217	45	
-	3003 000 2021	3003 000 5221	3003 000 9421	11	3003 000 9221	50	
-	3003 000 2031	3003 000 5231	3003 000 9431	11	3003 001 5631	63	
-	3003 000 2038	-	3003 000 6038	11	-	71	MS 500i, MS 661
-	3003 000 2046	-	3003 000 6046	11	-	80	
-	3003 000 2053	-	3003 000 6053	11	-	90	MS 661
-	-	-	-	-	3002 001 9223	53	MS 780, MS 880
-	-	-	3002 000 9731	-	3002 000 9231	63	
-	-	-	3002 000 9741	-	3002 000 8041	75	
-	-	-	-	-	3002 002 8052	90	
-	-	-	3002 000 9753	-	-	90	
Guide bars 							Pole pruners
-	-	3005 008 3403	-	8	-	25	HT 56, HT 101, HT 103, HT 133, HTA 65, HTA 85, HTE 60
-	-	3005 008 3405	-	8	-	30	
3005 000 7605	-	3005 000 3905	-	7	-	30	HT 56, HT 101, HT 131, HTE 60
3005 000 7405	-	3005 000 4805	-	9	-	30	HT 101, HT 131

④ Saw chain/guide bar forms part of the MS 261 tuning kit

⑤ If the number of drive links has three digits, the second zero is not used. This results in an 11-digit order number

⑥ Applies to seven-tooth sprockets; extra drive link for eight-tooth sprockets

⑦ Narrow cutting attachment

Cutting attachments

	Chain Pitch	Chain gauge in mm	Chain gauge in inches	Order No.
Picco Saw Chains				
Picco Micro Mini 3 (61 PMM3)				
12" / 30 cm	3/8 P	1.1	.043	3610 000 0044
14" / 35 cm	3/8 P	1.1	.043	3610 000 0050
16" / 40 cm	3/8 P	1.1	.043	3610 000 0055
25FT Roll	3/8 P	1.1	.043	3610 000 0410
100FT Roll	3/8 P	1.1	.043	3610 000 1640
Picco Micro (71 PM3)				
12" / 30 cm	1/4	1.1	.043	3670 000 0064
14" / 35 cm	1/4	1.1	.043	3670 000 0072
25FT Roll	1/4	1.1	.043	3670 000 0600
Picco Micro (63 PM)				
12" / 30 cm	3/8	1.3	.050	3613 000 0044
14" / 35 cm	3/8	1.3	.050	3613 000 0050
16" / 40 cm	3/8	1.3	.050	3613 000 0055
25FT Roll	3/8	1.3	.050	3613 000 0410
100FT Roll	3/8	1.3	.050	3613 000 1640
Picco Micro 3 (63 PM3)				
12" / 30 cm	3/8	1.3	.050	3636 000 0044
14" / 35 cm	3/8	1.3	.050	3636 000 0050
16" / 40 cm	3/8	1.3	.050	3636 000 0055
25FT Roll	3/8	1.3	.050	3636 000 0410
Picco Super 3 (63 PS3)				
12" / 30 cm	3/8	1.3	.050	3616 000 0044
14" / 35 cm	3/8	1.3	.050	3616 000 0050
16" / 40 cm	3/8	1.3	.050	3616 000 0055
25FT Roll	3/8	1.3	.050	3616 000 0410
100FT Roll	3/8	1.3	.050	3616 000 1640
Picco Super (63 PS)				
12" / 30 cm	3/8	1.3	.050	3617 000 0044
14" / 35 cm	3/8	1.3	.050	3617 000 0050
16" / 40 cm	3/8	1.3	.050	3617 000 0055
25FT Roll	3/8	1.3	.050	3617 000 0410
100FT Roll	3/8	1.3	.050	3617 000 1640
Picco Micro for competitor chainsaws (63 PM)				
14" / 35 cm	3/8	1.3	.050	3613 000 0052
16" / 40 cm	3/8	1.3	.050	3613 000 0056

	Chain Pitch	Chain gauge in mm	Chain gauge in inches	Order No.
Rapid Super Saw Chains				
Rapid Super (26 RS)				
13/14" / 33/35 cm ^①	.325	1.6	.063	3639 000 0056
15/16" / 38/40 cm ^①	.325	1.6	.063	3639 000 0062
16" / 40 cm	.325	1.6	.063	3639 000 0067
18" / 45 cm	.325	1.6	.063	3639 000 0068
18" / 45 cm	.325	1.6	.063	3639 000 0074
20" / 50 cm	.325	1.6	.063	3639 000 0081
25FT Roll	.325	1.6	.063	3639 000 0460
100FT Roll	.325	1.6	.063	3639 000 1840
Rapid Super (36 RS)				
16" / 40 cm	3/8	1.6	.063	3621 000 0060
18" / 45 cm	3/8	1.6	.063	3621 000 0066
20" / 50 cm	3/8	1.6	.063	3621 000 0072
22" / 55 cm	3/8	1.6	.063	3621 000 0076
25" / 63 cm	3/8	1.6	.063	3621 000 0084
25" / 63 cm ^②	3/8	1.6	.063	3621 000 0085
28" / 71 cm	3/8	1.6	.063	3621 000 0091
30" / 75 cm	3/8	1.6	.063	3621 000 0098
31" / 80 cm	3/8	1.6	.063	3621 000 0105
36" / 90 cm	3/8	1.6	.063	3621 000 0114
25FT Roll	3/8	1.6	.063	3621 000 0410
100FT Roll	3/8	1.6	.063	3621 000 1640
Rapid Super (46 RS)				
21" / 53 cm	.404	1.6	.063	3946 000 0068
25" / 63 cm	.404	1.6	.063	3946 000 0077
30" / 75 cm	.404	1.6	.063	3946 000 0091
32" / 80 cm	.404	1.6	.063	3946 000 0100
36" / 90 cm	.404	1.6	.063	3946 000 0104
25FT Roll	.404	1.6	.063	3946 000 0370
100FT Roll	.404	1.6	.063	3946 000 1480
Rapid Super for competitor chainsaws (25 RS)				
15" / 38 cm	.325	1.5	.058	3638 000 0064
16" / 40 cm	.325	1.5	.058	3638 000 0066
18" / 45 cm	.325	1.5	.058	3638 000 0072
25FT Roll	.325	1.5	.058	3638 000 0460
Rapid Super for competitor chainsaws (33 RS)				
16" / 40 cm	3/8	1.3	.050	3623 000 0060
20" / 50 cm	3/8	1.3	.050	3623 000 0070
25FT Roll	3/8	1.3	.050	3623 000 0410
Rapid Super for competitor chainsaws (35 RS)				
16" / 40 cm	3/8	1.5	.058	3622 000 0060
18" / 45 cm	3/8	1.5	.058	3622 000 0068
20" / 50 cm	3/8	1.5	.058	3622 000 0072
24" / 60 cm	3/8	1.5	.058	3622 000 0084
28" / 64 cm	3/8	1.5	.058	3622 000 0092
25FT Roll	3/8	1.5	.058	3622 000 0410
100FT Roll	3/8	1.5	.058	3622 000 1640

① Depending on model, please see chains, bars and accessories catalogue for more information.

② For 8 tooth sprocket

	Chain Pitch	Chain gauge in mm	Chain gauge in inches	Order No.
Rapid Micro Saw Chains				
Rapid Micro (26 RM)				
13/14" / 33/35 cm ^①	.325	1.6	.063	3686 000 0056
15/16" / 38/40 cm ^①	.325	1.6	.063	3686 000 0062
16" / 40 cm	.325	1.6	.063	3686 000 0067
18" / 45 cm	.325	1.6	.063	3686 000 0068
18" / 45 cm	.325	1.6	.063	3686 000 0074
25FT Roll	.325	1.6	.063	3686 000 0460
100FT Roll	.325	1.6	.063	3686 000 1840
Rapid Micro (36 RM)				
16" / 40 cm	$\frac{3}{8}$	1.6	.063	3652 000 0060
17/18" / 43/45 cm ^①	$\frac{3}{8}$	1.6	.063	3652 000 0066
20" / 50 cm	$\frac{3}{8}$	1.6	.063	3652 000 0072
25" / 63 cm	$\frac{3}{8}$	1.6	.063	3652 000 0084
25" / 63 cm ^②	$\frac{3}{8}$	1.6	.063	3652 000 0085
30" / 75 cm	$\frac{3}{8}$	1.6	.063	3652 000 0098
25FT Roll	$\frac{3}{8}$	1.6	.063	3652 000 0410
100FT Roll	$\frac{3}{8}$	1.6	.063	3652 000 1640
Rapid Micro (46 RM)				
17" / 43 cm	.404	1.6	.063	3668 000 0060
21" / 53 cm	.404	1.6	.063	3668 000 0068
25" / 63 cm	.404	1.6	.063	3668 000 0080
30" / 75 cm	.404	1.6	.063	3668 000 0091
30" / 75 cm ^①	.404	1.6	.063	3668 000 0092
32" / 80 cm	.404	1.6	.063	3668 000 0100
36" / 90 cm	.404	1.6	.063	3668 000 0104
59" / 150 cm	.404	1.6	.063	3668 000 0173
25FT Roll	.404	1.6	.063	3668 000 0370
100FT Roll	.404	1.6	.063	3668 000 1480

	Chain Pitch	Chain gauge in mm	Chain gauge in inches	Order No.
Rapid Micro Saw Chains				
Rapid Micro for competitor chainsaws (23 RM)				
15/16" / 38/40 cm ^①	.325	1.3	.050	3627 000 0064
15/16" / 38/40 cm ^①	.325	1.3	.050	3627 000 0065
15/16" / 38/40 cm ^①	.325	1.3	.050	3627 000 0066
17/18" / 43/45 cm ^①	.325	1.3	.050	3627 000 0072
20/21" / 50/53 cm	.325	1.3	.050	3627 000 0078
25FT Roll	.325	1.3	.050	3627 000 0460
100FT Roll	.325	1.3	.050	3627 000 1840
Rapid Micro for competitor chainsaws (25 RM)				
15" / 38 cm	.325	1.5	.058	3628 000 0064
16" / 40 cm	.325	1.5	.058	3628 000 0066
16/17" / 40/43 cm ^①	.325	1.5	.058	3628 000 0068
18" / 45 cm	.325	1.5	.058	3628 000 0072
25FT Roll	.325	1.5	.058	3628 000 0460
100FT Roll	.325	1.5	.058	3628 000 1840
Rapid Micro for competitor chainsaws (33 RM)				
16" / 40 cm	$\frac{3}{8}$	1.3	.050	3650 000 0060
20" / 50 cm	$\frac{3}{8}$	1.3	.050	3650 000 0070
25FT Roll	$\frac{3}{8}$	1.3	.050	3650 000 0410
100FT Roll	$\frac{3}{8}$	1.3	.050	3650 000 1640
Rapid Micro for competitor chainsaws (35 RM)				
16" / 40 cm	$\frac{3}{8}$	1.5	.058	3651 000 0060
18" / 45 cm	$\frac{3}{8}$	1.5	.058	3651 000 0068
20" / 50 cm	$\frac{3}{8}$	1.5	.058	3651 000 0072
22" / 55 cm	$\frac{3}{8}$	1.5	.058	3651 000 0075
24" / 60 cm	$\frac{3}{8}$	1.5	.058	3651 000 0084
28" / 64 cm	$\frac{3}{8}$	1.5	.058	3651 000 0092
25FT Roll	$\frac{3}{8}$	1.5	.058	3651 000 0410
100FT Roll	$\frac{3}{8}$	1.5	.058	3651 000 1640

Specialist saw chains on next page

Cutting attachments

	Chain Pitch	Chain gauge in mm	Chain gauge in inches	Order No.
Duro Saw Chains				
Picco Duro 3 (63 PD3)				
12" / 30 cm	3/8	1.3	.050	3612 000 0044
14" / 35 cm	3/8	1.3	.050	3612 000 0050
16" / 40 cm	3/8	1.3	.050	3612 000 0055
25FT Roll	3/8	1.3	.050	3612 000 0410
Picco Duro 3 For competitor chainsaws (63 PD3)				
14" / 35 cm	3/8	1.3	.050	3612 000 0052
16" / 40 cm	3/8	1.3	.050	3612 000 0056
Rapid Duro 3 (26 RD3) .063				
13" / 14" / 33 / 35 cm ^①	.325	1.6	.063	3667 000 0056
15" / 16" / 38 / 40 cm ^①	.325	1.6	.063	3667 000 0062
16" / 40 cm	.325	1.6	.063	3667 000 0067
18" / 45 cm	.325	1.6	.063	3667 000 0068
18" / 45 cm	.325	1.6	.063	3667 000 0074
20" / 50 cm	.325	1.6	.063	3667 000 0081
25FT Roll	.325	1.6	.063	3667 000 0460
Rapid Duro 3 for competitor chainsaws (23 RD3)				
15" / 38 cm	.325	1.3	.050	3665 000 0065
16" / 40 cm	.325	1.3	.050	3665 000 0066
18" / 45 cm	.325	1.3	.050	3665 000 0072
25FT Roll	.325	1.3	.050	3665 000 0460
Rapid Duro 3 for competitor chainsaws (25 RD3)				
15" / 38 cm	.325	1.5	.058	3666 000 0064
16" / 40 cm	.325	1.5	.058	3666 000 0066
18" / 45 cm	.325	1.5	.058	3666 000 0072
25FT Roll	.325	1.5	.058	3666 000 0460
Rapid Duro (36 RD)				
16" / 40 cm	3/8	1.6	.063	3683 000 0060
18" / 45 cm	3/8	1.6	.063	3683 000 0066
20" / 50 cm	3/8	1.6	.063	3683 000 0072
22" / 55 cm	3/8	1.6	.063	3683 000 0076
25" / 63 cm	3/8	1.6	.063	3683 000 0084
25" / 63 cm ^②	3/8	1.6	.063	3683 000 0085
30" / 75 cm	3/8	1.6	.063	3683 000 0098
25FT Roll	3/8	1.6	.063	3683 000 0410
Rapid Duro Rescue (36 RDR)				
20" / 50 cm	3/8	1.6	.063	3944 000 0072

	Chain gauge in inches	Order No.
Guide Bars		
1/4 P – 3005 – Rollomatic E Mini		
12" / 30 cm	.043	3005 008 3405
14" / 35 cm	.043	3005 008 3409
1/4 P – 3005 Rollomatic E Carving		
12" / 30 cm	.043	3005 000 3105
1/4 – 3005 – Rollomatic E Carving		
12" / 30 cm	.050	3005 000 3205
3/8 P – 3005 – Rollomatic E Mini		
12" / 30 cm	.043	3005 000 3905
14" / 35 cm	.043	3005 803 3909
16" / 40 cm	.043	3005 811 3913
3/8 P – 3005 – Rollomatic E Mini Light		
12" / 30 cm	.043	3005 000 7605
14" / 35 cm	.043	3005 000 7609
3/8 P – 3005 – Rollomatic E		
12" / 30 cm	.050	3005 000 4805
14" / 35 cm	.050	3005 000 4809
16" / 40 cm	.050	3005 000 4813
3/8 P – 3005 – Rollomatic E Light		
12" / 30 cm	.050	3005 000 7405
14" / 35 cm	.050	3005 000 7409
16" / 40 cm	.050	3005 000 7413
.325 – 3005 – Rollomatic E		
14" / 35 cm	.063	3005 000 4709
16" / 40 cm	.063	3005 814 4713
18" / 45 cm	.063	3005 008 4717
.325 – 3003 – Rollomatic E		
16" / 40 cm	.063	3003 000 6813
18" / 45 cm	.063	3003 008 6817
20" / 50 cm	.063	3003 008 6821

① Depending on model, please see chains, bars and accessories catalogue for more information.

② For 8 tooth sprocket

③ Sprocket change required

	Chain gauge in inches	Order No.
Guide Bars		
.325 – 3003 – Duromatic E		
16" / 40 cm	.063	3003 001 9213
18" / 45 cm	.063	3003 000 9217
3/8 – 3003 – Rollomatic E		
16" / 40 cm	.063	3003 000 5213
18" / 45 cm	.063	3003 000 5217
20" / 50 cm	.063	3003 000 5221
25" / 63 cm	.063	3003 000 5231
3/8 – 3003 – Rollomatic ES		
20" / 50 cm	.063	3003 000 9421
22" / 55 cm	.063	3003 000 9425
25" / 63 cm	.063	3003 000 9431
30" / 75 cm	.063	3003 000 6041
36" / 90 cm	.063	3003 000 6053
3/8 – 3003 – Rollomatic ES Light		
28" / 71 cm	.063	3003 000 2038
31" / 80 cm	.063	3003 000 2046
36" / 90 cm	.063	3003 000 2053
3/8 – 3003 – Duromatic E		
16" / 40 cm	.063	3003 001 9213
18" / 45 cm	.063	3003 000 9217
20" / 50 cm	.063	3003 001 9221
25" / 63 cm	.063	3003 001 5631
3/8 – 3002 – Duromatic E[®]		
17" / 43 cm	.063	3002 001 9215
21" / 53 cm	.063	3002 000 9223
.404 – 3002 – Rollomatic ES		
21" / 53 cm	.063	3002 000 9723
25" / 63 cm	.063	3002 000 9731
30" / 75 cm	.063	3002 000 9741
36" / 90 cm	.063	3002 000 9753
59" / 150 cm	.063	3002 000 9576
.404 – 3002 – Duromatic E		
21" / 53 cm	.063	3002 000 9223
25" / 63 cm	.063	3002 001 9231
30" / 75 cm	.063	3002 000 8041
32" / 80 cm	.063	3002 000 8045
36" / 90 cm	.063	3002 000 8052
.404 – 3003 – Rollomatic ES[®]		
20" / 50 cm	.063	3003 000 9721
25" / 63 cm	.063	3003 000 9731

	Chain Pitch	Chain gauge in mm	Chain gauge inches	Order No.
Specialist Saw Chains				
Rapid Micro Special Carving Chain (13 RM)				
12" / 30 cm	1/4	1.3	.050	3661 000 0064
Rapid Micro (13 RM)				
25FT Roll	1/4	1.3	.050	3660 000 0060
Rapid Super Klassik (36 RSK)				
16" / 40 cm	3/8	1.6	.063	3898 000 0060
18" / 45 cm	3/8	1.6	.063	3898 000 0066
20" / 50 cm	3/8	1.6	.063	3898 000 0072
25" / 63 cm	3/8	1.6	.063	3898 000 0084
100FT Roll	3/8	1.6	.063	3898 000 1640
Rapid Micro Ripping (36 RMX)				
25FT Roll	3/8	1.6	.063	3653 000 0410
Rapid Super Square Klassik (36 RSLK)				
25FT Roll	3/8	1.6	.063	3680 000 0410
Rapid Super Square Full-Skip (36 RSLFK)				
25FT Roll	3/8	1.6	.063	3673 000 0410
100FT Roll	3/8	1.6	.063	3673 000 1640
Rapid Micro Harvester Special (40 RMHS)				
50FT Roll	.404	2.0	.078	3620 000 0740
Rapid Micro Harvester (40 RMH)				
100FT Roll	.404	2.0	.078	3996 000 1480
Rapid Super Full-Skip (45 RSF)				
25FT Roll	.404	-	.058	3924 000 0370
100FT Roll	.404	-	.058	3924 000 1480
Rapid Super Square Ground Full Skip (46 RSLF)				
25FT Roll	.404	1.6	.063	3851 000 0370
100FT Roll	.404	1.6	.063	3851 000 1480
Rapid Standard Ripping (46 RCX)				
25FT Roll	.404	1.6	.063	3958 000 0370
100FT Roll	.404	1.6	.063	3958 000 1480
Rapid Micro Ripping (46 RMX)				
100FT Roll	.404	1.6	.063	3838 000 1480
Rapid Micro Klassik (46 RMK)				
25FT Roll	.404	1.6	.063	3860 000 0370
100FT Roll	.404	1.6	.063	3860 000 1480
Rapid Micro Full Skip (46 RMF)				
25FT Roll	.404	1.6	.063	3671 000 0370
100FT Roll	.404	1.6	.063	3671 000 1480
Picco Micro Ripping (63 PMX)				
100FT Roll	3/8	1.3	.050	3999 000 1640



Tools for cutting attachment maintenance

- Specially designed tools to keep saw chains in exceptional condition
- Professional chain sharpening with precise results
- All STIHL wooden file handles are made of certified wood


Filing kits



Includes file holder with round file, flat file and file gauge in a sturdy case.

- 1/4" P
Order No. 5605 007 1000
- 1/4" & 3/8" P
Order No. 5605 007 1027
- .325"
Order No. 5605 007 1028
- 3/8"
Order No. 5605 007 1029
- .404"
Order No. 5605 007 1030

Saw chain round files



For STIHL filing kits and file holder (without file handle).

- 1/4" P Ø 3.2 x 150 mm
Order No. 5605 771 3206
- 1/4" & 3/8" P Ø 4.0 x 200 mm
Order No. 5605 773 4003
- .325" Ø 4.8 x 200 mm
Order No. 5605 773 4803
- 3/8" Ø 5.2 x 200 mm
Order No. 5605 773 5203
- .404" Ø 5.5 x 200 mm
Order No. 5605 773 5503
- Ø 3.5 x 200 mm
Order No. 5605 771 3506
- Ø 6.35 x 200 mm
Order No. 5605 771 6306

File holder with round file



- 1/4" P Ø 3.2 mm
Order No. 5605 750 4300
- 1/4" & 3/8" P Ø 4.0 mm
Order No. 5605 750 4327
- .325" Ø 4.8 mm
Order No. 5605 750 4328
- 3/8" Ø 5.2 mm
Order No. 5605 750 4329
- .404" Ø 5.5 mm
Order No. 5605 750 4330

FF 1 file holder range



Exclusive STIHL file holder guide. For accurate and easy file handling and easy chain sharpening. Ideal supplement to STIHL filing kits, minimal effort required, file not included

- 1/4" P Ø 3.2 mm
Order No. 5614 000 7504
- 3/8" P[Ⓞ] Ø 4.0 mm
Order No. 5614 000 7503
- 3/8" P[Ⓢ] Ø 4.0 mm
Order No. 5614 000 7502
- .325" Ø 4.8 mm
Order No. 5614 000 7501
- 3/8" Ø 5.2 mm
Order No. 5614 000 7500
- .404" Ø 5.5 mm
Order No. 5614 000 7505

File gauges



For manual reworking of the depth gauge made from hardened steel with special coating. Two settings for hard and soft wood. Both the groove and the bar's oil hole can be cleaned using the hook.

FL 1

1/4" P

Order No. 0000 893 4006

FL 2

3/8" P

Order No. 0000 893 4007

FL 3

.325"

Order No. 0000 893 4008

FL 4

3/8"

Order No. 0000 893 4009

FL 5

.404"

Order No. 0000 893 4010



For checking side and top plate cutting angle, tooth length and depth gauge setting, and cleaning the groove and oil hole in the guide bar.

1/4" P

Order No. 0000 893 4005

1/4", 3/8" P, .325" & 3/8"

Order No. 1110 893 4000

.404"

Order No. 1106 893 4000

Replacement flat file for the depth gauge



For the 2-in-1 file holder, for sharpening the depth gauge.

Order No. 0814 252 3001

Replacement round file for 1/4" P saw chain



Only for the 2-in-1 file holder for sharpening the 1/4" P saw chain, not to be used for filing by hand,

1/4" P Ø 3.2 x 200 mm

Order No. 0000 893 6401

1/4" & 3/8" P Ø 4.0 x 200 mm

Order No. 5605 772 4002

.325" Ø 4.8 x 200 mm

Order No. 5605 772 4802

3/8" Ø 5.2 x 200 mm

Order No. 5605 772 5202

.404" Ø 5.5 x 200 mm

Order No. 5605 772 5502

Triangular sharpening file



For FG 2 and FG 3, for reworking the depth gauge and for scratcher-tooth circular saw blades.

Order No. 0811 421 8971

2-in-1 file holder



Practical and time-saving tool for quickly sharpening the teeth and depth gauge in a single step. Ideal for all users. For 1/4" P, 3/8" P, .325", 3/8" and .404" saw chains, integrated file tolerance compensation (only from STIHL).

1/4" P Ø 3.2 mm

Order No. 5605 750 4306

3/8" P Ø 4.0 mm

Order No. 5605 750 4303

.325" Ø 4.8 mm

Order No. 5605 750 4304

3/8" Ø 5.2 mm

Order No. 5605 750 4305

.404" Ø 5.5 mm

Order No. 0000 750 4300

Flat file



For precise reworking of the depth gauge. 150 mm, with case for tidy storage.

Order No. 0814 252 3000



STIHL professional tip:

The 2-in-1 easy file and the FF 1 file holder are ideal tools to help ensure accurate filing of chains. The 2-in-1 easy file saves time by sharpening the chain and filing down the depth gauge in one step. To achieve good results when sharpening, always use the shortest tooth as a starting point for height and ensure you sharpen at the right angle. After sharpening, all the teeth should be the same length, as this is the only way to achieve an effective cut.

File handles



Wooden handle for all round, triangular and flat files from 4.0 to 5.5 mm.

Order No. 0811 490 7860



Plastic handle with filing angles. For round files from 3.2 to 5.5 mm.

Order No. 0000 881 4500



FH 1
Soft handle with filing angles. For round files from 3.2 to 5.5 mm.

Order No. 0000 881 4502


File angle plate



Aid for filing the chain. Angle lines (25°/30°) for aligning the file, two adhesive magnets.

Order No. 0000 750 9900

Check gauge



For measuring the pitch of the chain and sprocket, as well as the thickness of the drive link and groove width of the guide bar.

Order No. 0000 893 4105



For determining the degree of wear on the chain sprockets.

Order No. 0000 893 4101

Guide bar leveller



Tool for removing burrs from the guide bar. Ergonomically shaped plastic holder with flat file (100 x 22 mm) made of hardened tool steel.

Order No. 5605 773 4400

Accessories: Flat file



Order No. 5605 773 4200

Storage case for saw chains



Durable, lightweight plastic box. Two separators, dimensions: 18 x 12 x 4 cm.

Order No. 0000 882 5900

Filing tool FG 1 ①②



Only while stocks last!

Hand-filing tool made of plastic. Without file handles and file.

Order No. 5603 012 7510

Filing tool FG 2 ①②



Precision hand-filing tool made of metal. For workbench mounting, without file handles and file.

Order No. 5604 000 7501


Accessories: Screw clamp



For workbench mounting, set of 2 needed.

Order No. 5604 890 5800


Filing tool FG 3 ②



Precision hand-filing tool made of metal. For attaching to the guide bar, without file handles and file.

Order No. 5610 000 7500

Triangular sharpening file



For FG 2 and FG 3, for reworking the depth gauge and for scratcher-tooth circular saw blades.

Order No. 0811 421 8971

Filing vices



S 260
Lightweight and convenient design. Easy to drive into the wood and fix the guide bar, includes practical holster.

Order No. 0000 881 0402



L 700
Large, heavy-duty design. Can be easily driven into wood.

Order No. 0000 881 0403

Portable chain grinders



Features adjustable gauge to achieve proper filing angles. Clips to attach to vehicle battery.

Quick Sharp 14,000 rpm

Order No. 7004 871 0139

Super Sharp 24,000 rpm

Order No. 7004 871 0140

Replacement stones for portable chain grinders

3.2 mm **NEW**

Order No. 7004 882 4100

4.0 mm (5/32)

Order No. 7004 871 0141

4.8 mm (3/16)

Order No. 7004 871 0142

5.2 mm (13/64)

Order No. 7004 871 0216

5.5 mm (7/32)

Order No. 7004 871 0143

6.3 mm (1/4)

Order No. 7004 871 0144

Kool Grind Stick

Order No. 0787 940 1751

USG accessories

(not pictured)

Foot-operated chain holding device

Order No. 5203 007 1003

Diamond dressing attachment

Order No. 5203 890 4400

Grinding wheels for 1/4" Picco and .325

Order No. 5203 750 7017

Grinding wheels for 1/4" Picco and .325

Order No. 5203 750 7013

Grinding wheels for .325, 3/8" and .404

Order No. 5203 750 7010

Grinding wheels for 3/8", .404 and HS

Order No. 5202 750 7010

Diamond grinding wheel for 3/8" PD3, .325" RD3 and 3/8" RD3

Order No. 5203 757 0906

Diamond grinding wheel for 3/8" RDR

Order No. 5203 757 0901

Diamond grinding wheel for other grinding machines (22.2mm) 3/8" PD3 and .325 RD3

Order No. 5203 757 0908

Dressing gauge (spare)

Order No. 5203 893 6307

Handle kit (spare)

Order No. 5203 007 1006

Depth gauges for .325, 3/8", .404 and 1/2"

Order No. 5202 750 7000

NG 4 chain breaker

Only while stocks last!



For breaking saw chains.

Order No. 5805 012 7500

NG 5 rivet spinner

Only while stocks last!



For riveting saw chains.

Order No. 5805 012 7510

STIHL USG basic unit



Universal filing tool for all STIHL saw chains and circular saw blades for FS models and hedge trimmer blades. Complete with swivel support for all STIHL Oilomatic saw chains and two shaped grinding wheels. Also suitable for sharpening STIHL Duro saw chains.

Order No. 5203 200 0008

Swivel head for scratcher-tooth saw chains[®]

Order No. 5203 750 1405

Swivel head for hedge trimmers[®]

Order No. 5203 750 1400

Swivel head for FS circular saw blades[®]

Order No. 5203 750 2800

Swivel head for chainsaws (spare)

Order No. 5203 750 1410

NG 7 rivet spinner/chain breaker



Universal tool for riveting and breaking saw chains.

Order No. 5805 012 7520

**Work has
many facets ...
but a tool has
just one engine.**



4



Anyone who enjoys gardening can often find it difficult to stop. That's no problem with our KombiSystem, which enables you to use just one powerful motor with up to twelve different garden tools. Attachments can be changed in seconds and you're onto the next job.


Petrol KombiEngines and the battery KombiEngine	81
KombiTools and accessories	82
» Overview of KombiEngines and KombiTools	84
MultiEngines » Overview	87
MultiTools and accessories	88



1

Choose from one of four powerful KombiEngines.

4



2

Combine one of twelve KombiTools and you're ready to go.



Please note that not all products are equipped with the features listed here. Only the most important features are described on this page. For further explanations and information, see page 256 onwards or online at www.stihl.com.au.



Petrol KombiEngines and the battery KombiEngine

- For maintenance around the house, garden and in larger areas
- Powerful engines with various KombiTools attachments
- Modular system to suit all types of garden and grounds maintenance jobs

KM 56 RC-E



27.2 cm³, 0.8 kW/1.1 hp, 4.3 kg[Ⓛ]. For use in the garden, around the house and in the yard. STIHL Easy2Start, loop handle, harness, 2-MIX engine.

Order No. 4144 200 0214

KM 131 R



36.3 cm³, 1.4 kW/1.9 hp, 4.4 kg[Ⓛ]. Powerful engine for professional use. Simplified starting and stop button. Large fuel tank, loop handle and 4-MIX[®] engine.

Order No. 4180 200 0702

KM 94 RC-E



24.1 cm³, 0.9 kW/1.2 hp, 4.0 kg[Ⓛ]. For larger gardens and property maintenance. STIHL Easy2Start, ECOSPEED for power control, loop handle, harness and 2-MIX engine.

Order No. 4149 200 0091

KMA 130 R



Powerful cordless KombiEngine with high torque and low weight. Three power levels for energy-efficient and low-noise work in all applications. Supplied with shoulder harness. Suitable for use with AP batteries and connecting cable or with AR backpack batteries. Weight: 3.2 kg[Ⓛ]. KMA 130 excluding battery and charger.

Order No. 4867 011 6820

The C comfort feature in the product name: Many STIHL tools are standard-fitted with special comfort features, which can be identified by the C in the product name, e.g. KM 94 RC-E. The E stands for the STIHL Easy2Start.

For suitable fuels and lubricants, see page 210 onwards.




For suitable lithium-ion batteries and other accessories, see page 8 onwards.

E = Easy2Start
R = Loop handle

Ⓛ Weight excluding fuel
Ⓜ Explanation of symbols on page 253



KombiTools and accessories

-  Twelve versatile KombiTools
-  Easy to combine engines and attachments
-  Quick and simple to swap attachments



FS-KM brushcutter^④

While stocks last



Ideal for clearing along walls or fences, under hedges or along paths. AutoCut 25-2 mowing head. Weight: 1.2 kg[Ⓞ].

Order No. 4180 200 0474

FS-KM brushcutter^④

NEW
Available when current model is depleted



Ideal for clearing along walls or fences, under hedges or along paths. With the new AutoCut C 26-2 mowing head. Weight: 1.2 kg[Ⓞ]

Order No. 4180 200 0687



FCS-KM edge trimmer[Ⓞ]



Professional straight shaft lawn edger for edging along paths, driveways or flowerbeds. Adjustable working depth, weight 2.6 kg[Ⓞ]

Order No. 4137 740 5008



BF-KM pick tine[Ⓞ]



For aerating and cultivating soil. Working with: 22cm, including guard, total length: 100cm. Weight: 4.1 kg.

Order No. 4601 740 5000



KW-KM power sweep[Ⓞ]



Ideal for sweeping footpaths and roads. Rubber paddles, working width: 60 cm, including guard, total length: 125 cm. Weight: 7.4 kg[Ⓞ].

Order No. 4601 740 4904



FCB-KM edge trimmer^④



Bent shaft edger for edging along paths, driveways or flowerbeds. Adjustable working depth.
Weight: 2.0 kg.

Order No. 4180 740 5002

Accessories:


Edge trimmer blade (replacement blade)

(not pictured)
Length 20 cm

Order No. 4133 713 4101



BG-KM blower^④



Clears areas of leaves, grass cuttings and debris. High blowing force.
Total length: 89cm.
Weight: 1.8 kg.

Order No. 4606 740 5000

Accessories:

Curved flat nozzle



Order No. 4606 701 8301



HT-KM pole pruner^①



Cuts through high branches with ease. Compact design with guide line to assist with accurate cutting. Shaft extensions and angled gearhead also available, bar length: 30 cm^③, total length: 126 cm. Weight: 1.3 kg.

Order No. 4182 200 0160



KB-KM bristle brush^⑥



Removes dirt from paved areas, paths and driveways. Stiff bristles, backward rotating brush, including guard. Working width: 60cm, including guard, total length: 125cm. Weight: 6.4 kg^②.

Order No. 4601 740 4905



FS-KM brushcutter^④




Ideal for lawn areas with tough grass. GSB 230-2 grass cutting blade, total length 94 cm^⑤. Weight: 1.2 kg^⑤.

Order No. 4140 200 0218



SP-KM harvester^⑥



For easy harvesting of nuts, and olives. Two separately angled rakes, especially light, low vibration. Approved for KM 56 RC-E, KM 91 R and KM 94 RC-E. Weight: 2.0 kg.

Order No. 4249 740 5000



FH-KM 145° scrub cutter^⑥



For cutting close to the ground and mowing in narrow spaces. e.g car parks and traffic islands. Adjustable angle gear head. Space-saving storage position, bar length: 25 cm, total length: 126 cm. Weight: 2.1 kg.

Order No. 4243 740 5006



HL-KM 145° long-reach hedge trimmer^⑥



For demanding work on high hedges and for work close to the ground. Angle can be easily adjusted in increments depending on the job, space saving storage position. Bar length: 50cm, total length: 148cm. Weight: 2.3kg.

Order No. 4243 740 5003

① Ear protection must be worn when using the BG-KM blower

② Explanation of symbols on page 253

③ Weight excluding battery and KombiTool

④ Suitable for all KombiEngines

⑤ Excluding cutting tool and guard

⑥ Only suitable for KombiEngines with loop handle (R)

⑦ Weight including guard
R = Loop handle

⑧ Only suitable for KombiEngines with loop handle (R)

⑨ Suitable for all KombiEngines

⑩ The actual bar length is shorter than the stated bar length

Tip protector



Made of stainless steel. Protects the tips of the cutter from wear while working close to walls or the ground.

Order No. 4237 792 9006

Carry bag



Perfect for transporting and storing the tool together with the FS-KM or HL-KM KombiTools. Suitable for KM 56 RC-E, KM 94 R-CE, KM 131 R, HSA 56, HSA 66, HSA 86, HLA 65, BGA 85, BGA 100 all KombiEngines with loop handle.

Order No. 0000 881 0507

Angled gearhead



For use with the HT-KM and HL-KM KombiTools (0° version).

Order No. 4138 640 0201

Shaft extension



Made of carbon fibre. For use with the HT-KM and HL-KM KombiTools. Shaft extension 1 m, extra light. Weight: 0.9 kg.

Order No. 4180 710 7105



Safety with enjoyment

DYNAMIC BT ear protectors

Ear defenders with Bluetooth® speakers to make work more enjoyable

» More on page 244

	Order number	Displacement (cm ³)
Petrol KombiEngines		
KM 56 RC-E	4144 200 0214	27.2
KM 94 RC-E	4149 200 0091	24.1
KM 131 R	4180 200 0590	36.3
Battery KombiEngine		
KMA 130 R	4867 011 6820	–

● As standard

E = Easy2Start

R = Loop handle

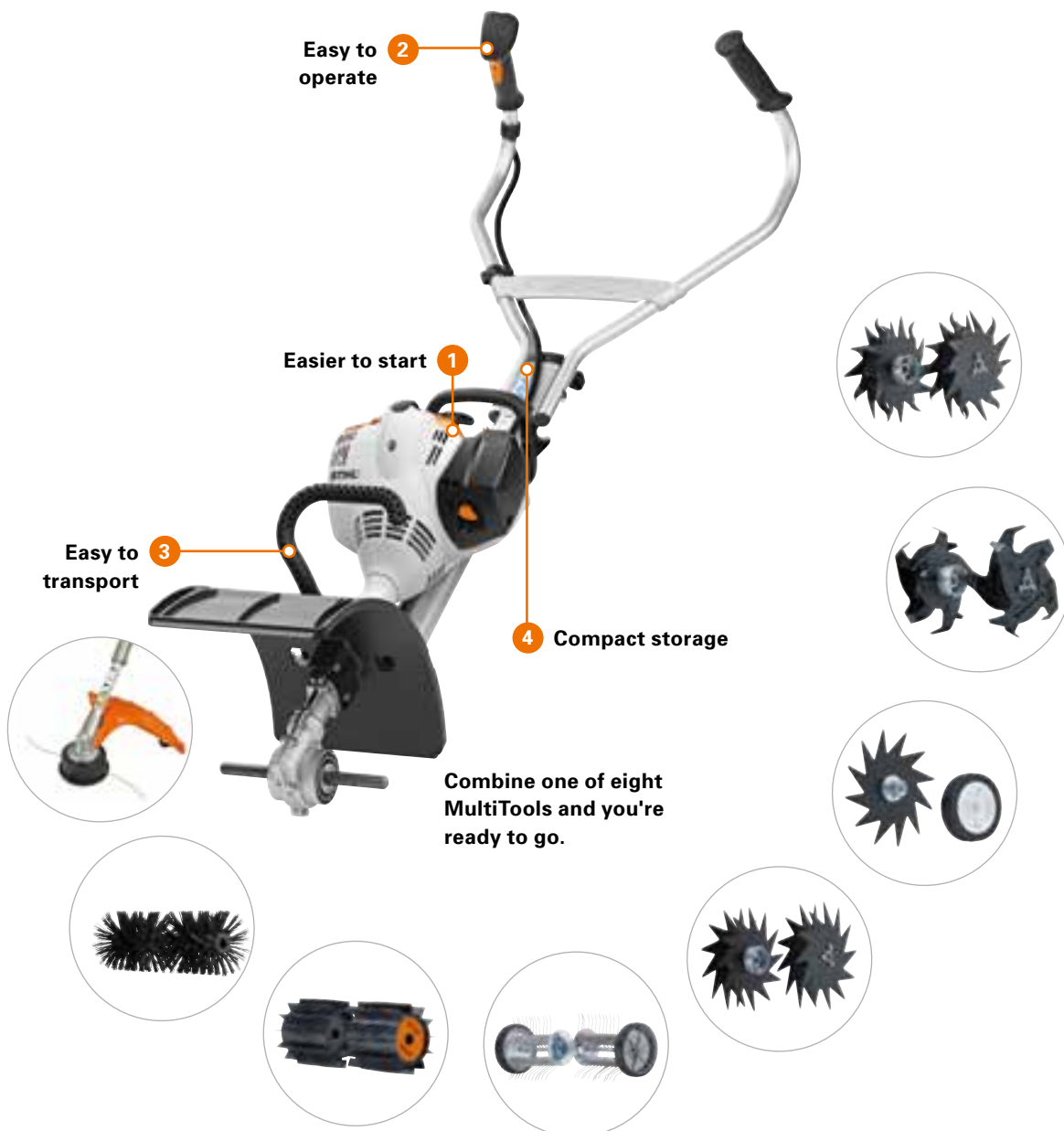


	Power output (kW/hp)	Rated voltage (V)	Weight (kg)	Sound pressure level ^④ (dB(A)) ^⑤	Sound power level ^⑥ (dB(A)) ^⑤	Vibration level, left/right ^⑦ (m/s ²) ^⑧	STIHL engine (2-MIX/ 4-MIX) ^⑨	In combination with BG-KM: blowing force (N)	In combination with BG-KM: blowing (m/s) with round nozzle ^⑩	In combination with BG-KM: Air speed put (m ³ /h) with round nozzle ^⑩	In combination with BG-KM: Through-speed (m/s) with round nozzle ^⑩	In combination with BG-KM: max. air throughput (m ³ /h) ^⑩	Length to coupling sleeve (cm)	STIHL Easy2Start (E)	Automatic decompression	Loop handle	Harness
0.8/1.1	–	4.3 ^④	96	109	8.5/8.2	2-MIX	16	59	845	71	1,140	84	●	–	●	●	
0.9/1.2	–	4.0 ^④	95	110	8.2/7.9	2-MIX	16	59	845	71	1,140	90	●	–	●	●	
1.4/1.9	–	4.4 ^④	101	110	6.1/6.5	4-MIX ^⑨	21	68	965	81	1,300	92	–	●	●	●	
–	36	3.2 ^④	91	102	5.0/5.0	–	15	58	815	67	1,110	92	–	–	●	●	

④ K factor according to Dir. 2006/42/EC = 2.0 dB(A)
 ⑤ Maximum values for KombiTools that can be used
 ⑥ K factor according to Dir. 2006/42/EC = 2 m/s²

⑦ In blower mode
 ⑧ Without blowing system/nozzle
 ⑨ Weight excluding fuel

⑩ Weight without battery
 ⑪ excluding battery and charger



Combine one of eight MultiTools and you're ready to go.

Technology

- 1 Engine technology with long life air filter**
To make starting simple, the carburettor is equipped with a manual fuel pump. The accelerator pump ensures responsive revving. The innovative air filter protects the engine from dust and dirt.
- 2 Multi-function handle**
All the engine control functions are at your fingertips. This makes it easy and reliable to use.

Comfort

- 3 Transport handle**
The STIHL MultiSystem can be comfortably loaded into and out of cars thanks to the transport handle.
- 4 Folding frame**
The STIHL MultiSystem can be quickly and easily folded away even with a tool attached, allowing it to be conveniently transported and stored.

i Please note that not all products are equipped with the features listed here. Only the most important features are described on this page. For further explanations and information, see page 256 onwards or online at www.stihl.com.au.



MultiEngines

- For a variety of tasks: for lawn care, soil cultivation and surface cleaning
- Powerful MultiEngine
- Can be combined with a variety of MultiTools
- Folding frame for easy transportation

MM 56

Complete with Wheel kit and BF-MM attachment



NEW



27.2 cm³, 0.85 kW/1.2 hp, 8.3 kg^①. For a very wide range of tasks in lawn maintenance, soil cultivation and surface cleaning. A wide range of STIHL MultiTools, folding frame for easy transport, simplified start-up sequence for comfortable starting, stop button, and paper air filter.

Order No. 4604 200 0003

	Order number	Displacement (cm ³)	Power output (kW/hp)	Weight (kg) ^①	Sound pressure level ^② (dB(A))	Sound power level ^③ (dB(A))	Vibration level left/right ^③ (m/s ²)
MultiEngines							
MM 56	4604 200 0003	27.2	0.85/1.2	8.3	94	102	4.0/4.0

② K value according to Dir. 2006/42/EC = 2.0 dB(A)
 ③ K factor according to Dir. 2006/42/EC = 2 m/s²

For suitable fuels and lubricants, see page 210 onwards.

① Weight excluding fuel and tool



MultiTools and accessories

- Eight practical MultiTools for a variety of garden tasks
- Easy to swap attachments



BF-MM pick tine



Improves root growth. Perforates the lawn surface to ensure optimal supply of nutrients and ventilation, working width 20cm, weight 2.0kg.

Order No. 4601 740 4605



FC-MM lawn edge trimmer ^①



Neatly cuts edges allowing for enough depth to reach the roots. Weight 0.8kg.

Order No. 4601 740 4603



BK-MM bolo tine



Ideal for precision work. Spreads fine, sandy soil and crumbles large sods of earth, working width 22 cm. Weight: 2.0 kg.

Order No. 4601 740 4606



RL-MM aerator ^①



Improves root growth. Perforates the lawn surface to ensure optimal supply of nutrients and ventilation, working width 20 cm. Weight: 2.0 kg.

Order No. 4601 740 4600


① Wheel kit recommended

② Wheel kit required

③ Guard assembly required when using KW & KB-MM. Order No. 4601 710 8100



MF-MM dethatcher ^①




Removes moss and matted growth from the lawn surface, includes guard extension and apron, working width 50 cm. Weight: 8.3 kg.

Order No. 4601 740 4601



KB-MM bristle brush ^{②③}



Removes dirt from paved areas, paths and driveways, including guard extension, working width 60cm. Weight: 4.2kg.

Order No. 4601 740 4602

Wheel kit



For MF-MM^①, KW-MM^② and KB-MM^③. Allows the tool to be lifted slightly, thus reducing the resistance due to friction when dethatching, brushing and sweeping. Better manoeuvrability.

Order No. 4601 007 1008

Cultivator blade



Varies the working depth and speed when cultivating soil by slightly lifting and lowering the tool into and out of the soil.

Order No. 4601 740 4800

Weight kit



For BF-MM and BK-MM. A useful tool for cultivating and crumbling tasks. Increases the pressure on the tool for improved depth penetration into the ground.

Order No. 4601 730 4500



KW-MM power sweep ^{②③}



Ideal for sweeping footpaths and roads. Removes dirt, sand, small stones and leaves. Excluding guard extension, working width 60 cm. Weight: 3.7 kg.

Order No. 4601 740 4604

FS-MM trimmer

NEW



Now you can turn your STIHL MultiEngine into a quality wheeled trimmer, adding ease and convenience to your trimming tasks

Order No. 4601 740 4610



Grass grows
quickly ...
let us help you
keep it under
control.

5





A healthy lawn is a treat for the senses. As a green oasis, it transforms a patch of earth into a pleasant living environment that encourages activity, relaxation and well-being. That's why it is worth relying on our efficient lawn mowers when caring for your lawn.

Battery lawn mowers and accessories	93
» Overview of battery lawn mowers	94



Technology

- 1 **Direct drive:** The direct drive of the electric motor is energy efficient, providing excellent mowing performance and a large mown area per battery charge.
- 2 **Flow-optimised blade:** The flow-optimised blade is designed to lift the grass, allow it to be cut and move the grass into the collector box. The minimal resistance enables a longer battery run time. An integrated bending zone on the blade helps protect the crankshaft or motor against damage should the blade hit something.
- 3 **Eco mode:** When eco mode is activated, the speed of the lawn mower motor is automatically adapted to the actual power required. As a result, the STIHL battery lawn mower consumes very little energy and can cover a larger area before it needs to be recharged.
- 4 **Central cutting height adjustment:** The central cutting height adjustment is spring-loaded making it easy to adjust the height of the mower. They have several adjustment levels to obtain the desired cutting height. The current height is indicated by a scale.

Comfort






- 5 **Mono-comfort handlebar:** The innovative mono comfort handlebars give a number of key benefits. Folding handles mean the tool takes up less space during storage. Accessing and removing the grass collection box is an effortless task as there are no bars limiting access, and the box itself can be easily removed. Tool-free height adjustment enables the handlebar to be easily adapted to the user's height too.
- 6 **Easy opening grass collection box with fill level display:** The grass collection box is simple to open up and empty in just a few movements. The fill level status lets you easily see when the grass collection box is full.
- 7 **Retrofittable mulch kit:** A mulching kit is available as an additional accessory. The kit includes an insert to block the cuttings shoot so the cut grass does not go into the collection box. Instead, it is cut up into small pieces and placed back on the lawn. This supplies nutrients to the lawn and means it is no longer necessary to dispose of the cuttings. The mulch kit is available for 3 series models upwards.



Please note that not all products are equipped with the features listed here. Only the most important features are described on this page. Further explanations and information can be found from page 256 and on the Internet at www.stihl.com.au.



Battery lawn mowers

-  For domestic use
-  Low-noise and emissions free
-  Manoeuvrable and lightweight
-  Cable-free for freedom in your garden
-  Eco mode for long battery run

RMA 339



Lightweight, manoeuvrable battery lawn mower with 37 cm cutting width for small to medium-sized lawns. With automatic eco mode and flow-optimised blades for a longer run time. Central cutting height adjustment as well as height-adjustable and foldable handlebar. Includes fold-open 40-litre grass catcher box with level indicator. Weight 16 kg[Ⓞ].

RMA 339 without battery and charger

Order no. 6320 011 1416

RMA 339 set with AK 30 and AL 101

Order no. 6320 011 1445

RMA 443 C



Powerful and manoeuvrable cordless lawn mower for larger areas of lawn. Height adjustable and foldable mono comfort handlebars for comfortable work and to make emptying the grass catcher box much easier. Central cut-height adjustment, automatic eco mode, and flow-optimised blades ensure longer battery life. Robust polymer housing, easy opening 55 litre grass collection box with fill level display, cutting width 41cm. Weight 23 kg[Ⓞ].

RMA 443 C without battery and charger

Order no. 6338 011 1412

Battery lawn mowers

RMA 460



Robust battery lawn mower with central cut-height adjustment and 4-in-1 function: mowing, mulching, catching, and side ejection. Automatic eco mode as well as directly driven blade ensure longer battery life. Robust sheet steel housing, height-adjustable handlebar with soft handle, 60-litre textile grass catcher, cutting width: 46 cm. Weight: 26.0 kg^①. For more information on features and technical details.

RMA 460 excluding battery and charger

Order No. 6368 011 1402

RMA 460 V



Efficient self-propelled battery lawn mower with 46-cm cutting width for medium-sized lawns. With automatic eco mode, central cutting height adjustment, Vario speed self-propulsion as well as 3 height-adjustable positions on the handlebar for comfortable working. Includes 60-litre textile grass catcher, robust steel housing. folds up for easy storage. Weight 31 kg^①.

RMA 460 V without battery and charger

Order No. 6368 011 1412

Order number

Cutting width (cm)

Cutting height (mm)

Mulching function

Grass catcher box (l)

Drive (km/h)

Battery type

Working speed (rpm)

Weight^① (kg)

Battery lawn mowers

	Order number	Cutting width (cm)	Cutting height (mm)	Mulching function	Grass catcher box (l)	Drive (km/h)	Battery type	Working speed (rpm)	Weight ^① (kg)
RMA 339	6320 011 1416	37	30–70 (5 settings, central)	○	40	–	Li-ion COMPACT	3,350	16
RMA 339 set with AK 30 and AL 101	6320 011 1445	37	30–70 (5 settings, central)	○	40	–	Li-ion COMPACT	3,350	17,3
RMA 443 C	6338 011 1411	41	25–75 (6 settings, central)	○	55	–	Li-ion PRO	3,150	21
RMA 460	6368 011 1402	46	35–98 (7-settings, central)	●	60	–	Li-ion COMPACT	3,200	29
RMA 460 V NEW	6368 011 1412	46	25–100 (8-settings, central)	●	60	V/1-4.5	Li-ion COMPACT	3,200	31
RMA 510	6372 011 1402	51	35–90 (7-settings, central)	●	75	–	Li-ion PRO	3,200	31
RMA 510 V NEW	6372 011 1412	51	25–100 (8-settings, central)	●	75	V/1-4.5	Li-ion PRO	3,200	33

● Standard
○ can be retrofitted (accessories)

C = Comfort equipment
V = Vario drive

① Weight without battery
② Uncertainty factor K_{pA}/K as per RL 2006/42/ECRS

RMA 510



Robust battery lawn mower with large cutting width and 4-in-1 function: mowing, mulching, catching, and side ejection. Central cut-height adjustment. Automatic eco mode as well as directly driven blade ensures longer battery life. Robust sheet steel housing, height-adjustable handlebar with soft handle, 75-litre textile grass catcher, cutting width: 51 cm. Weight: 28 kg^①.

RMA 510 excluding battery and charger

Order No. 6372 011 1402

RMA 510 V



Efficient self-propelled battery lawn mower with 51-cm cutting width for medium to large-sized lawns. Central cutting height adjustment, Vario self-propulsion as well as 3 height position handlebar for comfortable working. Includes 75-litre textile grass catcher and robust steel housing. Folds up for easy storage. Weight 33 kg^①.

RMA 510 V without battery and charger

Order No. 6372 011 1412

Guaranteed sound power level L_{WA} (dB(A))	Measured sound pressure level L_{pA} (dB(A))	Sound pressure level uncertainty factor K_{pA} (dB(A))	Vibration value a_{hw} (m/s ²)	Uncertainty factor K (m/s ²)	Eco mode	Mono-comfort handlebar	Folding grass catcher box	Central cutting height adjustment	Flow-optimised blade	Super soft grip
90	76	2	1.60	0.80	●	–	●	●	●	–
90	76	2	1.60	0.80	●	–	●	●	●	–
92	78	2	1.40	0.70	●	●	●	●	●	–
96	85	3	1.40	0.70	●	–	●	●	●	●
96	85	3	1.40	0.70	●	–	–	●	●	●
92	81	3	1.60	0.80	●	–	–	●	–	●
92	81	3	1.60	0.80	●	–	–	●	–	●

Mulching kit



Mulching kit with multi-blade and mulch insert.

AMK 039

For models with 37-cm cutting width

Order No. 6909 007 1081

AMK 043

For models with 41-cm cutting width

Order No. 6909 007 1032

An overview of battery charging times, run times per battery charge and battery working ranges can be found on page 31.

**Always ready....
for what nature throws at us**



Anyone going to work in tough terrain needs flexibility from their power tools. From lawn edges to gnarled bushes, and from thick scrub to young trees: you can rely on our grass trimmers, brushcutters and clearing saws to rise to any challenge.



Petrol brushcutters and clearing saws	99
Petrol brushcutters for trimming grass	99
Petrol brushcutters for mowing around the home and garden	100
Petrol brushcutters for long grass and landscape maintenance	101
Clearing saws	103
Battery brushcutters	105
Electric brushcutters	107
Accessories for brushcutters and clearing saws	146
» Brushcutters and clearing saws overview	110
Cutting tools and mowing lines	114
» Mowing heads overview	116
Mowing lines	118
» Cutting tools overview	120
Accessories for cutting tools	122



Technology

- 1 STIHL 2-MIX engine**
The STIHL 2-MIX engine is both powerful and economical. Separating the exhaust emissions from the unburnt gas minimises scavenging losses, and therefore increases the power output while reducing consumption.
- 2 STIHL M-Tronic (M)**
Fully electronic engine management guarantees the best possible engine performance as well as a constant maximum speed and superb acceleration. There's only one start position on the master control lever too, which means easy starting with a minimum of pulls.



Comfort

- 3 STIHL Easy2Start (E)**
An extra spring between the crankshaft and starter cord keeps load peaks to a minimum so they can barely be felt on the cord. That means trouble-free, almost effortless starting.
- 4 STIHL anti-vibration system**
The STIHL anti-vibration system reduces handle vibrations, making the tool less tiring and more comfortable to operate. It is available in a 1-point version with a 4-point version on more powerful models.
- 5 Multi-function handle**
All the engine controls – including the ECOSPEED partial load function – can be controlled with just one hand. It couldn't be easier to use.

i Please note that not all products are equipped with the features listed here. Only the most important features are described on this page. For further explanations and information, see page 252 onwards or online at www.stihl.com.au.



Petrol brushcutters for trimming grass

- Ideal for home gardens
- Perfect for mowing small areas of grass and trimming lawn edges
- Easy to start
- With curved or straight shaft

FS 38



27.2 cm³, 0.65 kW/0.9 hp, 4.1 kg[Ⓞ]. Lightest petrol grass trimmer in the STIHL range. Ideal for trimming lawn edges. Multi-function controls, loop handle.

Order No. 4140 012 2350

FS 45



27.2 cm³, 0.75 kW/1.0 hp, 4.1 kg[Ⓞ]. With simplified starting system, for mowing smaller areas grass. Multi-function handle, loop handle.

Order No. 4140 012 2351

FS 45 C-E



27.2 cm³, 0.75 kW/1.0 hp, 4.3 kg[Ⓞ]. For easy starting and mowing smaller areas of grass. Multi-function handle, loop handle.

Order No. 4140 012 2352

FS 55 R-CE



27.2 cm³, 0.75 kW/1.0 hp, 4.9 kg[Ⓞ]. For easy starting and mowing grass around obstacles. Multi-function controls, loop handle, single strap harness, AutoCut mowing head.




Order No. 4140 200 0517

➤ **Additional versions:**
FS 55 C-E see table, page 110



6

Petrol brushcutters for mowing around the home and garden

-  For large gardens and properties
-  For mowing large areas of grass
-  High-performance tools with various cutting tools

FS 70 R



27.2 cm³, 0.9 kW/1.2 hp, 5.4 kg[Ⓞ]. For mowing large areas of tough grass. STIHL multi-function handle, fuel efficient 2-MIX engine, large 340ml fuel tank for longer runs times between refueling, basic harness.

Order No. 4144 200 0213

FS 91

NEW



28.4 cm³, 0.95 kW/1.3 hp, 5.8 kg[Ⓞ]. For working on large areas of tough grass. Simplified starting, bike handle, control handle with stop button, 4-MIX[®] engine with larger tank for increased cutting time between filling, rigid drive shaft, Supplied with ADVANCE Universal double shoulder harness, metal grass blade and AutoCut mowing head.

Order No. 4180 200 0703

FS 91 R

NEW








28.4 cm³, 0.95 kW/1.3 hp, 5.8 kg[Ⓞ]. Similar to the FS 91 but has a loop handle for use in tight areas and a single strap harness. Supplied with AutoCut mowing head as standard.

Order No. 4180 200 0699



Petrol brushcutters for long grass and landscape maintenance

-  Very robust and powerful
-  For mowing large areas of long grass
-  For clearing weeds
-  For tree cultivation
-  Also for overgrown thickets and bushes

FS 94 C-E



24.1 cm³, 0.9 kW/1.2 hp, 4.9 kg[Ⓞ]. The FS 94 series is the lightest brushcutter in this segment. STIHL Easy2Start for easy starting, bike handle, engine controls with ECOSPEED partial load control, 2-MIX engine, straight shaft, single strap harness, AutoCut mowing head.

Order No. 4149 200 0027

FS 94 RC-E



24.1 cm³, 0.9 kW/1.2 hp, 4.6 kg[Ⓞ]. All the same great features of the FS 94 C-E, but has a loop handle for use in tight areas. Supplied with single strap harness and AutoCut mowing head.

Order No. 4149 200 0026

FS 111



NEW

Available from Spring 2019

31.4 cm³, 1.05 kW/1.45 hp, 5.8 kg[Ⓞ]. The ideal landscaping tool for cutting large areas of tough grass. Simplified starting, bike handle, control handle with stop button, 4-MIX[Ⓞ] engine with larger tank for increased cutting time between filling, rigid drive shaft, Supplied with ADVANCE Universal double shoulder harness, metal grass blade and AutoCut mowing head.

Order No. 4180 200 0708

FS 111 R



NEW

Available from Spring 2019

31.4 cm³, 1.05 kW/1.45 hp, 5.5 kg[Ⓞ]. Specification as for FS 111, except with single shoulder harness and loop handle. Supplied with AutoCut mowing head as standard.

Order No. 4180 200 0709

FS 131



36.3 cm³, 1.4 kW/1.9 hp, 5.8 kg[Ⓞ]. Powerful brushcutter for tougher jobs and larger areas of tall grass. Simplified starting, bike handle, control handle with stop button, 4-MIX[®] engine with larger tank for increased cutting time between filling, rigid drive shaft. Supplied with ADVANCE Universal double shoulder harness, metal grass blade and AutoCut mowing head.

Order No. 4180 200 0700

FS 131 R



36.3 cm³, 1.4 kW/1.9 hp, 5.8 kg[Ⓞ]. Specification as for FS 131, except with single shoulder harness and loop handle. Supplied with AutoCut mowing head as standard.

Order No. 4180 200 0701

FS 240 R

NEW



37.7 cm³, 1.7 kW/2.3 hp, 7.1 kg[Ⓞ]. Ideal for agricultural and horticultural and professional work. STIHL 1-point anti-vibration system, STIHL ElastoStart, loop handle, tool-free handle adjustment, 2-MIX engine, straight shaft, solid drive shaft and shoulder harness.

Order No. 4147 200 0320

➤ **Additional versions:**
FS 240
see table, page 110

FS 260 C-E



41.6 cm³, 2.0 kW/2.7 hp, 7.7 kg[Ⓞ]. For tough, large-scale mowing work. STIHL 1-point anti-vibration system, STIHL Easy2Start, multi-function handle, bike handle, tool-free handle adjustment, 2-MIX engine, ADVANCE universal harness.

Order No. 4147 200 0313



Protection and comfort

TriProtect FS clearing saw protective trousers

Comfortable protective trousers made of cotton and 18% stretch material with a triple protective function: impact protection, and thorn and water resistance.

» More on page 238

E = Easy2Start
M = M-Tronic
R = Loop handle

Ⓞ Weight excluding fuel, cutting tool and guard



Clearing saws

- Comfortable, durable and powerful professional tools
- For forestry work, landscaping and road maintenance
- For removing scrub and uncontrolled growth
- For mowing large areas
- For shredding and sawing jobs in the forest

FS 360 C-EM



37.7 cm³, 1.7 kW/2.3 hp, 8.5 kg[®]. For mowing tough areas of grass and brush. STIHL 4-point anti-vibration system, STIHL Easy2Start, multi-function handle, bike handle, tool-free handle adjustment, 2-MIX engine, STIHL M-Tronic, with ADVANCE universal harness and metal brush knife.

Order No. 4147 200 0314

Personal protective equipment suitable for use with clearing saws can be found on pages 238 and 240.

FS 460 C-EM



45.6 cm³, 2.2 kW/3.0 hp, 8.5 kg^①. For working in challenging areas of tough grass. STIHL 4-point anti-vibration system, STIHL Easy2Start, multi-function handle, bike handle, tool-free handle adjustment, STIHL 2-MIX engine, STIHL M-Tronic. With ADVANCE Universal harness and AutoCut mowing head.

Order No. 4147 200 0312

FS 560 C-EM^④



57.1 cm³, 2.8 kW/3.8 hp, 10.2 kg^①. The most powerful STIHL clearing saw. STIHL 4-point anti-vibration system, STIHL Easy2Start, multi-function handle, bike handle, tool-free handle adjustment, 2-MIX engine, STIHL M-Tronic, easy starting, stop button, with double shoulder harness XXL and circular saw blade.

Order No. 4148 200 0025

STIHL professional tip:



Ensure that you use a guard that fits the cutting tool. There are different guards for mowing heads and metal tools. An overview of the guards is provided on page 123.



Battery grass trimmers and brushcutters

- Large range of tools for domestic and professional users
- Simple to operate
- Light, compact and comfortable to use
- Perfect for noise-sensitive residential areas and around hospitals, cemeteries and schools

FSA 45

Lithium-Ion



Compact battery grass trimmer for trimming lawn edges. Integrated Lithium-Ion battery with charge level indicator, loop handle with tool free adjustment, adjustable shaft length, adjustable angle mowing head for lawn edging. Easy to switch between PolyCut blades and mowing lines without changing the mowing head, spacer bracket.

Weight: 2.3 kg[®].

Battery charging time
145 min/210 min
(80%/100%).

Order No. 4512 011 5704

FSA 56



Lithium-Ion
COMPACT



Lightweight battery grass trimmer with high mowing performance. Cutting circle diameter of 280mm, adjustable shaft length at the press of a button and handle adjustment without any tools. Soft handle with control switches. The mowing line automatically feeds out when the mowing head is tapped on the ground.

Weight: 2.5 kg[®].

FSA 56 excluding battery and charger

Order No. 4522 011 5700.

FSA 56 set with AK 10 and AL 101

Order No. 4522 011 5714

Brushcutters and clearing saws

FSA 65



Battery grass trimmer for lawn edges. 300mm cutting diameter. Rubberised and adjustable loop handle, mowing line automatically feeds and cuts to length when the mowing head is tapped on the ground. Quiet in use so no ear protection is necessary.
Weight: 2.7 kg^①.

FSA 65 excluding battery and charger
Order No. 4852 011 5700

FSA 85



Powerful battery grass trimmer for mowing around obstacles, trees and bushes. 350mm cutting diameter with spacer to maintain cutting distance, tool-free adjustable loop handle, mowing line feeds and cuts to length when the mowing head is tapped on the ground. Quiet in use so no ear protection necessary. Variable speed control.
Weight: 2.8 kg^①.

FSA 85 excluding battery and charger
Order No. 4852 011 5701

FSA 90^④



Powerful battery brushcutter for working on large areas of tough grass. 260mm cutting diameter with grass cutting blade, bike handle, ECOSPEED variable speed control, double shoulder harness, no ear protection required.
Weight: 3.2 kg^②.

FSA 90 excluding battery and charger

Order No. 4863 200 0002

➤ **Additional versions:**
FSA 90 R
see table, page 112

FSA 130^④



Powerful and lightweight professional battery brushcutter for working on large areas of tough grass. Best suited to use with AR backpack batteries. Adjustable with three power settings, bike handle. Supplied with single strap harness and grass cutting blade. For attaching the tool to an AR backpack battery or AP carrying system see accessories on page 28).
Weight: 4.5 kg^②.

FSA 130 excluding battery and charger

Order No. 4867 200 0000

➤ **Additional versions:**
FSA 130 R
see table, page 112



Comprehensive information on "**Safe working with brushcutters and clearing saws**" can also be found at www.stihl.com.au/safety-brochure

For suitable lithium-ion batteries and other accessories, see page 8 onwards.

R = Loop handle

① Weight excluding battery, including cutting tool and guard

② Weight excluding battery, cutting tool and guard

③ Explanation of symbols on page 253

④ FSA 90 & FS 130 range supplied with nylon cutting head.



Electric grass trimmers

- Light and comfortable handling
- Designed for use around the house and garden
- Ideal for noise sensitive areas
- Cuts easily around stones, plants, flower pots and other objects

FSE 52



240 V, 500 W, 2.2 kg^④.

For trimming lawn edges and around obstacles, tool-free adjustable shaft length and loop handle, spacer bracket to maintain distance from objects, pivoting mowing head for edging lawns.

Order No. 4816 011 4102

FSE 71



240 V, 540 W, 4.0 kg^④.

For trimming, clearing and small mowing jobs. Soft handle, round handle, overload protection, mowing line automatically feeds out when the mowing head is tapped on the ground.

Order No. 4809 011 4107

^④ Weight excluding cable, including cutting tool and guard



Accessories for grass trimmers, brushcutters and clearing saws

- Accessories for greater working comfort and improved protection
- Harnesses, hand guards, tool attachments, protective covers

Chest belt



For all universal harnesses in the ADVANCE range. Ensures the shoulder straps are securely positioned.

Order No. 0000 790 7700

Harness



For comfortable operation of the FSA 65, HLA 65, FSA 85 and FSA 90 R. Includes attachment clip for fixing in place.

Order No. 4852 007 1000

Basic harness



Included as standard with most STIHL brushcutters. For less-tiring and safer work. For FS 38, FS 50, HL and HT.

Order No. 4130 710 9000

Forestry harnesses

The freely suspended support cushion for greater freedom of movement. For use with circular saw blades for forest applications. Lightweight harness can be combined with the tool bag.



ADVANCE forestry harness

Standard size, for FS 91–FS 560

Order No. 4147 710 9003

XXL version for users > 1.90 m in height, for FS 91–FS 560

Order No. 4147 710 9009

Universal harness

For strength-saving mowing and shredding. Ergonomic, comfortable, light, can be combined with the chest belt and tool bag.



ADVANCE universal harness

Standard size, for FS 50–FS 560 and FSA 90

Order No. 4147 710 9002

XXL version for users > 1.80 m in height, for FS 50–FS 560 and FSA 90

Order No. 4147 710 9004



ADVANCE PLUS universal harness

With a comfort carry ring for quickly attaching and removing the clearing saw, for FS 50 –FS 560 and FSA 90.

Order No. 4147 710 9014

Forestry harness



ADVANCE X-TREEm forestry harness

Offering an ergonomic and supportive design, specially developed for long periods of forestry work using circular saws. Highly comfortable to wear due to the length-adjustable back section and variable load distribution between the shoulders and hips, for FS 89– FS 560 and FSA 90.

Order No. 0000 710 9001

Double shoulder harness



With soft padding for improved comfort when working for prolonged periods. For FS 55–FS 560 and FSA 90.

Order No. 4119 710 9001

Tool bag



For conveniently transporting tools. Features two sections. Can be easily attached to the universal and forestry harnesses.

Order No. 4147 881 5700

Hand guard for shredding applications



Practical hand guard for FS 260, FS 360, FS 460, and FS 560.

Order No. 4147 790 9102

Brushcutters and clearing saws

	Order number	Displacement (cm ³)	Power output (kW/hp)	Weight (kg) ①	Sound pressure level ② (dB(A))	Sound power level ② (dB(A))	Vibration level, left/right ③ (m/s ²)	STIHL engine (2-MIX/4-MIX®)	Total length without cutting tool (cm)	Standard cutting tool
Petrol brushcutters for trimming grass										
FS 38	4140 012 2305	27.2	0.65/0.9	4.2	94	108	8.0/8.0	–	147	AutoCut mowing head C 6-2
FS 45	4140 012 2351	27.2	0.75/1.0	4.1	94	104	7.5/6.0	–	146	AutoCut mowing head C 6-2
FS 45 C-E	4140 012 2352	27.2	0.75/1.0	4.3	94	104	7.5/6.0	–	148	AutoCut mowing head C 6-2
FS 55 C-E	4140 200 0518	27.2	0.75/1.0	5.2	94	107	6.8/5.6	–	172	Mowing head AutoCut 25-2
FS 55 RC-E	4140 200 0517	27.2	0.75/1.0	4.9	95	106	7.2/7.7	–	172	Mowing head SuperCut 20-2
Petrol brushcutters for mowing around the home and garden										
FS 70 R	4144 200 0213	27.2	0.9/1.2	4.8	94	107	6.6/6.6	2-MIX	170	Mowing head AutoCut 25-2
Petrol brushcutters for long grass and landscape maintenance										
FS 91	NEW 4180 200 0703	28.4	0.95/1.3	5.8	95	106	3.2/2.5	4-MIX®	180	Mowing head AutoCut 25-2
FS 91 R	NEW 4180 200 0699	28.4	0.95/1.3	4.6	93	107	4.5/6.5	4-MIX®	178	Mowing head AutoCut 25-2
FS 111	NEW 4180 200 0709	31.4	1.05/1.4	5.8	95	106	3.7/2.9	4-MIX®	180	Mowing head AutoCut C 26-2
FS 111 R	NEW 4180 200 0708	31.4	1.05/1.4	5.5	95	106	3.7/2.9	4-MIX®	180	Mowing head AutoCut C 26-2
FS 94 C-E	4149 200 0087	24.1	0.9/1.2	4.9	93	107	4.3/3.5	2-MIX	178	Mowing head AutoCut 25-2
FS 94 RC-E	4148 200 0086	24.1	0.9/1.2	4.6	93	107	4.5/6.5	2-MIX	178	Mowing head SuperCut 20-2
FS 131	4180 200 0700	36.3	1.4/1.9	5.8	98	109	3.7/3.4	4-MIX®	180	Mowing head AutoCut 25-2
FS 131 R	4180 200 0701	36.3	1.4/1.9	7.7	98	111	3.5/3.7	4-MIX®	185	Mowing head AutoCut 25-2
FS 240	NEW 4147 200 0321	37.7	1.7/2.3	7.0	98	109	4.6/4.0	2-MIX	180	Mowing head AutoCut 36-2
FS 240 R	NEW 4147 200 0320	37.7	1.7/2.3	6.6	99	110	4.3/5.7	2-MIX	186	Mowing head AutoCut 36-2
FS 260 C-E	4147 200 0313	41.6	2.0/2.7	7.7	100	112	4.2/4.6	2-MIX	168	Nylon cutting head& Blade
Clearing saws										
FS 360 C-EM	4147 200 0314	37.7	1.7/2.3	8.5	98	110	2.2/1.8	2-MIX	179	Brush knife 300-3

● As standard
○ Retrofittable (accessory)

E = Easy2Start
R = Loop handle

① Weight excluding fuel, cutting tool and guard
② K factor according to Dir. 2006/42/EC = 2.0 dB(A) with standard tool

	Tank volume (l)	Drive shaft in shaft	STIHL anti-vibration system	STIHL Easy2Start (E)	STIHL M-Tronic (M)	Automatic decompression	Multi-function handle	Round handle/two-hand handle/loop handle	Tool-free handle adjustment	Harness/carrying system	Mowing/shredding/sawing jobs
	0.33	flexible	-	○	-	-	●	-/-/●	-	○	●/-/-
	0.33	flexible	-	○	-	-	●	-/-/●	●	○	●/-/-
	0.33	flexible	-	●	-	-	●	-/-/●	●	○	●/-/-
	0.33	flexible	-	●	-	-	●	-/●/-	-	●	●/-/-
	0.33	flexible	-	●	-	-	●	-/-/●	-	●	●/-/-
	0.34	flexible	-	-	-	-	●	-/-/●	-	●	●/-/-
	0.71	solid	1-point	-	-	●	●	-/●/-	●	●	●/-/○
	0.71	solid	1-point	-	-	●	●	-/-/●	-	●	●/-/-
	0.71	solid	1-point	-	-	●	●	-/●/-	●	●	●/-/○
	0.71	solid	1-point	-	-	●	●	-/-/●	-	●	●/-/-
	0.54	solid	1-point	●	-	-	●	-/●/-	-	●	●/-/-
	0.54	solid	1-point	●	-	-	●	-/-/●	-	●	●/-/-
	0.71	solid	1-point	-	-	●	●	-/●/-	●	●	●/-/○
	0.71	solid	1-point	-	-	●	●	-/-/●	-	●	●/-/-
	0.75	solid	1-point	-	-	-	●	-/●/-	●	●	●/-/○
	0.75	solid	1-point	-	-	-	●	-/-/●	-	●	●/-/-
	0.75	solid	1-point	●	-	-	●	-/●/-	●	●	●/○/○
	0.75	solid	4-point	●	●	-	●	-/●/-	●	●	●/○/○

© K factor according to Dir. 2006/42/EC = 2 m/s² with standard tool

Brushcutters and clearing saws

	Order number	Displacement (cm ³)	Power output (kW/hp)	Rated voltage (V)	Power consumption (W)	Weight (kg)	Sound pressure level ^① (dB(A))	Sound power level ^① (dB(A))	Vibration level, left/right ^② (m/s ²)	
Clearing saws										
FS 460 C-EM	4147 200 0312	45.6	2.2/3.0	–	–	8.5	100	113	1.9/1.6	
FS 560 C-EM	4148 200 0088	57.1	2.8/3.8	–	–	10.2 ^⑤	104	117	3.3/3.3	
Battery brushcutters										
FSA 45^③	4512 011 5704	–	–	18	–	2.3 ^②	77	87	1.7/4.9	
FSA 56^③	4522 011 5700	–	–	36	–	2.5 ^②	72	86	3.5/3.5	
FSA 56 set^③ with AK 10 + AL 101	4522 011 5714	–	–	36	–	3.3 ^②	72	86	3.5/3.5	
FSA 65^③	4852 011 5700	–	–	36	–	2.7 ^②	75	91	1.3/1.1	
FSA 85^④	4852 011 5701	–	–	36	–	2.8 ^②	77	94	1.4/0.8	
FSA 90 R^④	4863 200 0005	–	–	36	–	2.8 ^②	78	90	4.8/3.5	
FSA 90^④	4863 200 0002	–	–	36	–	3.2 ^②	73	84	1.0/1.0	
FSA 130 R^④	4867 200 0002	–	–	36	–	3.9 ^②	83	94	3.3/3.5	
FSA 130^④	4867 200 0000	–	–	36	–	4.5 ^②	82	94	1.4/1.9	
Electric brushcutters										
FSE 52	4816 011 4102	–	–	240	500	2.2 ^②	81	94	3.0/4.5	
FSE 71	4809 011 4107	–	–	240	540	4.0 ^②	82	93	3.3/2.9	

- As standard
- Retrofittable (accessory)

- E = Easy2Start
- K = Short shaft
- L = Long shaft
- M = M-Tronic
- R = Loop handle
- T = Split shaft

- ① K factor according to Dir. 2006/42/EC = 2.0 dB(A) with standard tool
- ② K factor according to Dir. 2006/42/EC = 2 m/s² with standard tool
- ③ Fixed engine speed
- ④ Infinitely variable engine speed

	STIHL engine (2-MIX/4-MIX®)	Total length without cutting tool (cm)	Cutting circle diameter (mm)	Standard cutting tool	Tank volume (l)	Drive shaft in shaft	STIHL anti-vibration system	STIHL Easy2Start (E)	STIHL M-Tronic (M)	Multi-function handle	Round handle/two-hand handle/loop handle	Tool-free handle adjustment	Harness/carrying system	Mowing/shredding/sawing jobs
	2-MIX	179	–	Brush knife 300-3	0.75	solid	4-point	●	●	●	-/●/-	●	●	●/○/○
	2-MIX	176	–	Circular saw blade 225-24	0.99	solid	4-point	●	●	●	-/●/-	●	●	○/○/●
	–	110	≤250	PolyCut mowing head 2-2	–	–	–	–	–	–	-/-/●	●	–	●/-/-
	–	147	280	AutoCut mowing head 2-2	–	–	–	–	–	–	-/-/●	●	○	●/-/-
	–	147	280	AutoCut mowing head 2-2	–	–	–	–	–	–	-/-/●	●	○	●/-/-
	–	153	300	AutoCut mowing head C 4-2	–	–	–	–	–	–	-/-/●	●	○	●/-/-
	–	165	350	AutoCut mowing head C 4-2	–	–	–	–	–	–	-/-/●	●	○	●/-/-
	–	177	380	AutoCut mowing head 25-2	–	–	–	–	–	–	-/-/●	–	●	●/-/-
	–	177	260	AutoCut mowing head 25-2	–	–	–	–	–	–	-/-/●	●	●	●/-/-
	–	175	420	AutoCut mowing head C 26-2	–	solid	–	–	–	–	●/-/-	●	●	●/-/-
	–	175	260	AutoCut mowing head C 26-2	–	solid	–	–	–	–	-/-/●	●	●	●/-/●
	–	131	300	AutoCut mowing head 2-2	–	–	–	–	–	–	-/-/●	●	–	●/-/-
	–	153	350	AutoCut mowing head C 6-2	–	flexible	–	–	–	–	-/-/●	–	–	●/-/-

⑤ Weight excluding fuel, cutting tool and guard

⑥ Weight including battery

⑦ Weight excluding battery, including cutting tool and guard

⑧ Weight including battery, excluding charger

⑨ Weight excluding battery, cutting tool and guard

⑩ Weight excluding cable, including cutting tool and guard



6

Cutting tools and mowing lines

- Wide variety of cutting tools and mowing lines for different applications
- For everything from simple mowing jobs, through to maintaining young stands
- Mowing lines made from wear-resistant and long-lasting flexible material
- Mowing lines with different shapes, cross-sections and diameters

Grass and light vegetation



TrimCut mowing head

Two lines, for mowing and clearing work. Mowing lines are extended by hand.




AutoCut mowing head

Two lines, for mowing and clearing work. Mowing lines are automatically extended by tapping the mowing head on the ground.




SuperCut mowing head

Two lines, for mowing and clearing work. Mowing lines are automatically adjusted for optimal cutting length.



DuroCut mowing head

Two or four lines, for mowing and thinning work, even on tough grass. Up to four lines can be easily inserted.



PolyCut mowing head

Universal cutting tool for trimming and working on large areas. With two or three mobile plastic blades.



Heavy vegetation Reeds and bushes

Bushes and thin trees



Shredder blade

Steel double blade for thinning and removing tough scrub and thorny hedges.



Circular saw blade, scratcher-tooth

Special steel tool for mid- and high-performance brushcutters. For gnarled bushes and thin tree trunks.



Circular saw blade, chisel-tooth

Special steel tool for mid- and high-performance brushcutters. For gnarled bushes, thin tree trunks, sawing and clearing work.



Circular saw blade, carbide-tipped

Highly robust special tool for use in dry, sandy areas and for cutting near ground level.

Grass cutting blade

Made of steel. Double and quadruple cutters. With 8, 40 or 44 teeth. For mowing tough, dry grass and reeds.

Brush knife

Two or three cutters, made of steel, reversible. For thinning and removing tough grass, scrub and thorny hedges.

Brushcutters and clearing saws

Mowing heads^①

	Order number	Mowing line diameter (mm) ^②	Shape of the mowing lines	FS 38/FS 50 C-E	FS 70 R	FS 55	FS 91/FS 111	FS 94 RC-E/FS 94 C-E	FS 131	
TrimCut mowing head										
TrimCut 31-2	4002 710 2156	2.4/2.7/3.0	○□□	-	●	●	●	-	●	
TrimCut 41-2	4003 710 2108	2.4/2.7/3.0	○□□	-	-	-	-	-	-	
TrimCut 51-2	4005 710 2104	2.4/2.7/3.0/3.3	○□□	-	-	-	-	-	-	
AutoCut mowing head										
Line spool	6421 710 4300	1.4	○	-	-	-	-	-	-	
Line spool	4008 710 4300	1.6	-	-	-	-	-	-	-	
Line spool	4008 710 4301	2.0	-	-	-	-	-	-	-	
AutoCut 2-2	4008 710 2100	1.6	-	-	-	-	-	-	-	
AutoCut 2-2	4008 710 2103	2.0	-	-	-	-	-	-	-	
AutoCut C 4-2	4006 710 2121	2.0	○	-	-	-	-	-	-	
AutoCut C 6-2	4006 710 2126	2.0/2.4	○□□	●	-	-	-	-	-	
AutoCut 25-2	4002 710 2108	2.4/2.7	○□□	-	●	●	●	●	●	
AutoCut C 26-2	4002 710 2169	2.4/2.7	○□□	-	●	●	●	●	●	
AutoCut 36-2	4002 710 2170	2.7/3.0/3.3	○□□	-	-	-	-	-	●	
AutoCut 46-2	4003 710 2115	2.7/3.0/3.3	○□□	-	-	-	-	-	-	
AutoCut 56-2	4005 710 2107	2.7/3.0/3.3	○□□	-	-	-	-	-	-	
SuperCut mowing head										
SuperCut 20-2	4002 710 2162	2.4	○□	-	●	●	●	●	●	
SuperCut 40-2	4003 710 2140	2.4	○□	-	-	-	-	-	-	
PolyCut mowing head										
PolyCut 2-2 ^③	4008 710 2102	1.4/1.6	○	-	-	-	-	-	-	
PolyCut 7-3 ^③	4006 710 2127	2.0/2.4	○□□	●	-	-	-	-	-	
PolyCut 27-3 ^③	4002 710 2176	2.4/2.7	○□□	-	●	●	●	●	●	
PolyCut 47-3 ^③	4003 710 2117	2.4/2.7	○□□	-	-	-	-	-	-	
DuroCut mowing head										
DuroCut 5-2 ^④	NEW 4006 710 2125	1.6/2.0/2.4/L	○□□	●	-	-	-	-	-	
DuroCut 20-2 ^⑤	NEW 4002 710 2182	2.0/2.4/2.7/L/XL	○□□	-	●	●	●	●	●	
DuroCut 40-4 ^⑥	NEW 4005 710 2106	2.7/3.0/3.3/4.0/XL/XXL	○□□	-	-	-	-	-	-	

- Recommended
- Can be combined
- Not approved

- ① Only approved with protection
- ② Numbers in bold type show you the line diameter with which the mowing head is equipped when first supplied

- ③ Can be equipped with cut-to-length mowing lines as an alternative
- ④ Including 6 L line pieces

- ⑤ Including 12 XL line pieces
- ⑥ Including 12 XXL line pieces



Overview of mowing line colours and thicknesses

	○	□	□	✕
1.4 mm	●	-	-	-
1.6 mm	●	-	-	-
2.0 mm	●	-	-	-
2.4 mm	●	■	■	✕
2.7 mm	●	■	■	✕
3.0 mm	●	■	■	-
3.3 mm	●	■	■	-
4.0 mm	●	-	-	-

Plastic blade sets



For PolyCut 2-2, eight plastic blades.

Order No. 4008 007 1000



For PolyCut 7-3, 27-3, 47-3, twelve plastic blades.

Order No. 4002 007 1000



For PolyCut 6-3, 20-3, 41-3, twelve plastic blades.

Order No. 4111 007 1001

Line pieces

48 line pieces per packet.



For DuroCut 5-2 and 20-2, size L, 2 mm, serrated
Order No. 0000 930 3503

For DuroCut 20-2 and 40-4, size XL, 3 mm, serrated
Order No. 0000 930 3504

For DuroCut 40-4, size XXL, 4 mm, serrated
Order No. 0000 930 3505

Line spool



1.4 mm, 2 x 4.0 m for FSE 41


Order No. 6235 710 4305

Line spool with quiet line



1.6 mm, 2 x 4.0 m for FSE 52

Order No. 4008 710 4300



Line pieces for DuroCut mowing heads


Use our DuroCut line pieces to achieve clean work in tall, thick and slightly woody vegetation. Their structure, with its flexible core and a hard cladding layer with blade teeth, guarantees good durability and high mowing performance. The blade teeth ensure a precise cutting edge.

Order number

Diameter (mm)


Roll length (m)

Round mowing lines (rolls)




●	0000 930 2334	1.6	19.0
●	0000 930 2335	2.0	14.0
●	0000 930 2336	2.0	60.0
●	0000 930 2337	2.0	119.0
●	0000 930 2338	2.4	14.0
●	0000 930 2339	2.4	41.0
●	0000 930 2340	2.4	83.0
●	0000 930 2246	2.4	253.0
●	0000 930 2343	2.7	65.0
●	0000 930 2227	2.7	208.0
●	0000 930 2542	3.0	162.0
●	0000 930 2543	3.0	271.0
●	0000 930 3607	4.0	27.0 [Ⓢ]
●	0000 930 3603	4.0	87.0 [Ⓢ]

CF3 Pro high-tech cruciform mowing line (rolls)




■	0000 930 4300	2.4	35.0
■	0000 930 4303	2.4	70.0
■	0000 930 4313	2.4	212.0
■	0000 930 4301	2.7	26.0
■	0000 930 4304	2.7	53.0
■	0000 930 4314	2.7	172.0
■	0000 930 4302	3.0	21.0
■	0000 930 4305	3.0	43.0
■	0000 930 4315	3.0	134.0
■	0000 930 4311	3.3	34.0
■	0000 930 4316	3.3	113.0

X-shaped mowing lines (rolls)



✕	0000 930 3410	2.4	86.0
✕	0000 930 3401	2.4	336.0
✕	0000 930 3402	2.4	487.0
✕	0000 930 3411	2.7	68.0
✕	0000 930 3404	2.7	267.0
✕	0000 930 3405	2.7	445.0

Square mowing lines (rolls)



■	0000 930 2612	2.4	253.0
■	0000 930 2613	2.4	420.0
■	0000 930 2643	2.7	65.0
■	0000 930 2616	2.7	208.0
■	0000 930 2617	2.7	347.0
■	0000 930 2619	3.0	162.0
■	0000 930 2620	3.0	271.0
■	0000 930 2622	3.3	137.0
■	0000 930 2623	3.3	228.0



Brushcutters and clearing saws

Metal cutting tools

	Order number	FS 55 R/FS 55/FS 70 R	FFS 85/FS 91/FS 131/FSA 130	FSA 130 R	FS 94 RC-E/FS 94 C-E/FSA 90 R/	FSA 90	FS 240	FS 260 C-E	FS 360 C-EM	FS 460 C-EM	
Grass cutting blade^①											
230 mm (2 F)	4001 713 3805	●	●	●	●	●	●	-	-	-	
260 mm (2 F)	4001 713 3812	-	●	●	●	●	●	-	-	-	
230 mm (4 F)	4001 713 3801	●	●	●	●	●	●	-	-	-	
230 mm (4 F)	4000 713 3801	-	-	-	-	-	-	●	●	●	
230 mm (8 Z)	4001 713 3803	●	●	●	●	●	●	-	-	-	
255 mm (8 Z)	4000 713 3802	-	-	-	-	-	-	●	●	●	
250 mm (40 Z) ^②	4001 713 3806	-	-	-	●	-	●	-	-	-	
250 mm (40 Z) ^②	4000 713 3806	-	-	-	-	-	-	●	●	●	
250 mm (44 Z) ^③	4001 713 3811	-	○	○	●	-	●	-	-	-	
250 mm (44 Z) ^③	4000 713 3811	-	-	-	-	-	-	●	●	●	
Brush knife^①											
250 mm (3 F)	4112 713 4100	-	●	●	-	-	●	-	-	-	
300 mm (3 F)	4119 713 4100	-	-	-	-	-	-	●	●	●	
305 mm "Special" (2 F) ^②	4000 713 4103	-	-	-	-	-	-	●	●	●	
350 mm (3 F)	4110 713 4100	-	-	-	-	-	-	-	-	-	
350 mm "Special" (3 F) ^②	4000 713 4100	-	-	-	-	-	-	-	-	-	
Shredder blade^{④⑤}											
270 mm (2 F)	4000 713 3903	-	-	-	-	-	-	●	●	●	
320 mm (2 F)	4000 713 3902	-	-	-	-	-	-	-	-	-	
Circular saw blade, scratcher-tooth^{⑤⑥}											
200 mm (80 Z)	4112 713 4201	-	-	-	-	-	●	-	-	-	
200 mm (44 Z)	4000 713 4200	-	-	-	-	-	-	●	●	●	
225 mm (48 Z)	4000 713 4205	-	-	-	-	-	-	●	●	●	
Circular saw blade, chisel-tooth^{⑤⑥}											
200 mm (22 Z)	4112 713 4203	-	●	-	-	-	●	-	-	-	
200 mm (22 Z)	4119 713 4200	-	-	-	-	-	-	●	●	●	
225 mm (24 Z)	4000 713 4201	-	-	-	-	-	-	●	●	●	
200 mm (22 Z) HP ^⑦	4001 713 4203	-	●	-	-	-	●	-	-	-	
200 mm (22 Z) HP ^⑦	4000 713 4203	-	-	-	-	-	-	●	●	●	
225 mm (22 Z) HP ^⑦	4000 713 4202	-	-	-	-	-	-	●	●	●	
Circular saw blade, carbide-tipped^{⑤⑥}											
225 mm (36 Z)	4000 713 4211	-	-	-	-	-	-	●	●	●	

- Recommended
- Can be combined
- Not approved

F = Blades
Z = Teeth

- ① Only approved with protection
- ② Very durable, long service life

- ③ Low-spin
- ④ Only approved with shredder guard

- ⑤ Only approved for clearing saws (FS) with bike handle
- ⑥ Only approved with stop, see page 123
- ⑦ HP = High-performance (20% more cutting performance)

	FS 450	FS 560 C-EM
	-	-
	-	-
	-	-
	•	-
	-	-
	•	•
	-	-
	•	•
	-	-
	•	•
	-	-
	•	-
	•	•
	-	•
	-	•
	•	-
	-	•
	-	-
	•	-
	•	•
	•	-
	-	-
	•	•
	•	•



6



STIHL professional tip:



Flying stones and gravel often create problems when mowing with clearing saws on traffic islands or in public parks and green spaces. STIHL has the answer: the low-spin 250-44 grass cutting blade with KWF certificate reduces the safety distance from objects and

vehicles to three metres. Thanks to the special tooth shape, the risk of damage from particles flying around is reduced to a minimum. The result is greater safety, maximum working comfort and quicker results.



6

Accessories for cutting tools

-  Files and guards
-  For a variety of applications and jobs

File handles



Wooden handle for all round, triangular and flat files from 4.0 to 5.5 mm.

Order No. 0811 490 7860

Mill saw files



Flat file for brush knives and scratcher-tooth circular saw blades. 200 mm.


Order No. 0814 212 3310



Plastic handle with filing angles. For round files from 3.2 to 5.5 mm.

Order No. 0000 881 4500

Triangular sharpening file



For FG 2 and FG 3, for reworking the depth gauge and for scratcher-tooth circular saw blades.

Order No. 0811 421 8971

Wear guards



For DuroCut 20-2.

Order No. 4005 007 1001



For PolyCut 27-3, and 47-3.

Order No. 4003 007 1000


File holder with round file



For chisel-tooth circular saw blades.

Order No. 5605 750 4343

Sharpening templates



For brush knives.

Triple-bladed brush knife






Order No. 4020 890 5500

Saw set



For chisel-tooth circular saw blades.

Order No. 4020 893 5000

	Order number	Max cutting circle diameter (line/metal) (mm)	FS 55	FS 91/FS 131/FS 240/FSA 130/FS-KM	FS 94	FS 260/FS 360/FS 460	FS 560	FSA 90	FS 450
Universal guards for line mowing heads and metal tools									
	4180 007 1028	420/260	-	●	●	-	-	-	-
	4119 710 8103	420/305	-	-	-	-	-	-	●
Guards for metal tools									
	4863 710 8100	-/260	-	-	-	-	-	●	-
	4144 710 8116	-/230	●	-	-	-	-	-	-
	4147 710 8101	-/305	-	-	-	●	-	-	-
	4148 710 8101	-/350	-	-	-	-	●	-	-
	4147 007 1017 ^①	-/305	-	-	-	-	-	-	-
Guards for line mowing heads and PolyCut									
	4144 710 8117	420/-	●	-	-	-	-	-	-
	4147 710 8100	480/-	-	-	-	●	●	-	-
	4863 710 8120	380/-	-	-	-	-	-	●	-
	4180 007 1030	420/-	-	●	●	-	-	-	-
Guards for shredding starter pack (shredder blade, shredder guard and fastening components)									
	4147 007 1011	-/270	-	-	-	●	-	-	-
	4148 007 1012	-/320	-	-	-	-	●	-	-
	4128 007 1008	-/270	-	-	-	-	-	-	●
Guards for circular saw blades (stop and guard for circular saw blades)^②									
	4180 710 8201	-/200	-	●	-	-	-	-	-
	4147 007 1008 ^③	-/200	-	-	-	●	-	-	-
	4147 007 1009 ^③	-/225	-	-	-	●	-	-	-
	4147 710 8210	-/200	-	-	-	-	-	-	-
	4147 710 8211	-/225	-	-	-	-	-	-	-
	4148 710 8201	-/225	-	-	-	-	●	-	-
	4000 713 3300	-/225	-	-	-	-	-	-	●
	4117 710 8200	-/200	-	-	-	-	-	-	●

① Conversion only possible in connection with 4128 717 2704 guard ring
 ② Only approved for clearing saws (FS) with bike handle

③ Conversion only possible in connection with 4147 717 2701 guard ring, included in scope of delivery



7

**The hedge
takes shape ...
one cut
at a time.**

STIHL hedge trimmers and long-reach hedge trimmers are designed and engineered using sophisticated technology, coupled with decades of experience in tackling the challenges of hedge maintenance. The result is truly outstanding performance.



7

Hedge trimmers	124
Petrol hedge trimmers	127
Battery shrub shears and battery hedge trimmers	129
Electric hedge trimmers	132
Accessories for hedge trimmers	133
» Overview of hedge trimmers	134
Long-reach hedge trimmers and accessories	137
» Overview	139

Hedge trimmers and long-reach hedge trimmers



Technology

- 1 STIHL EC electronics**
In the PRO battery power system, the electronic control unit recognises the load the tool is under and actively adjusts the EC motor. This results in a consistent blade stroke, even while pruning very thick hedges, as well as always achieving the optimum power output.
- 2 STIHL electric motor (EC)**
Alongside impressive performance, professional hedge trimmers in the PRO battery power system have an EC motor with automatic rotation direction switching. This helps to release any branches that may become jammed in the blades.

Comfort

- 3 Rotating multi-function handle**
Whether for side or top cutting, professional hedge trimmers are always comfortable and balanced in operation. It's very easy to adjust the rotating multi-function handle into the most comfortable position for the task at hand.
- 4 Sophisticated cutter geometry**
The cutter geometry and durable gear system are designed specifically for trimming (T version) and cutting (R version).
- 5 Loop handle with inner switch**
Comfortable to hold and designed to be used in a variety of positions, helping to save energy during operation, especially when working for longer periods of time.

Safety

- 6 Screw-on cut protection**
Reduces risk of injury to the user and is very simple to replace when worn.
- 7 Screw-on tip protector**
Protects the tip of the hedge trimmer blade from wear, especially when cutting close to walls and the ground.

i Please note that not all products are equipped with the features listed here. Only the most important features are described on this page. For further explanations and information, see page 252 onwards or online at www.stihl.com.au.



Petrol hedge trimmers

- Powerful, lightweight tools that deliver superb performance
- Ideal for large properties or park/landscape maintenance
- Delivers the perfect cut for thick hedges and ornamental trees

HS 45



27.2 cm³, 0.75 kW/1.0 hp, from 4.7 kg[Ⓞ]. Ideal for light maintenance of hedges, shrubs and bushes in the garden. STIHL anti-vibration system, long-life air filter system and blades with integrated cut protection.

Bar length	Order No.
45 cm / 18"	4228 011 2935
60 cm / 24"	4228 011 2936

HS 46 C-E



21.4 cm³, 0.65 kW/0.9 hp, 4.0 kg[Ⓞ]. STIHL's lightest petrol hedge trimmer, ideal for hedge and shrub maintenance. STIHL anti-vibration system, STIHL Easy2Start, long-life air filter system, 2-MIX engine, master control lever, tool-free fuel cap and integrated cut protection.

Bar length	Order No.
55 cm / 22"	4242 011 2926



Comprehensive information on the topic of "**Safe working with hedge trimmers**" can also be found at www.stihl.com.au/safety-brochure

E = Easy2Start

Ⓞ Weight excluding fuel, fully assembled

Hedge trimmers and long-reach hedge trimmers

HS 56



21.4 cm³, 0.65 kW/0.9 hp, 4.5 kg[Ⓞ]. Ideal for landscape gardeners. STIHL anti-vibration system, long-life air filter system, master control lever, tool-free fuel cap, double-sided cutting blades, screw-on cut and tip protector.

Bar length	Order No.
60 cm / 24"	4242 011 2946

HS 82 T



22.7 cm³, 0.7 kW/1.0 hp, from 4.9 kg[Ⓞ]. High speed hedge trimmer for a precise cut. 2-MIX engine, STIHL anti-vibration system, long-life air filter system, double-sided cutting blades in this trimming version, rotating multi-function handle, screwed-on cut and tip protector.

Bar length	Order No.
60 cm / 24"	4237 0121 2908

HS 82 R



22.7 cm³, 0.7 kW/1.0 hp, from 5.3 kg[Ⓞ]. Professional tool with low blade speed for powerful cutting. A simplified start-up sequence for convenient starting. STIHL anti-vibration system, long-life air filter system, double-sided cutting blades in this pruning version, rotating multi-function handle, screw-on cut and tip protector, stop button.

Bar length	Order No.
75 cm / 30"	4237 012 2907

HS 87 T



22.7 cm³, 0.7 kW/1.0 hp, 5.2 kg[Ⓞ]. Single sided, high speed blades for trimming formal hedges and shrubs. 2-MIX engine, STIHL anti-vibration system, long-life air filter system, screwed-on tip protector.

Bar length	Order No.
100 cm / 39"	4237 012 2909

For suitable fuels and lubricants, see page 210 onwards.



Battery shrub shears and battery hedge trimmers

- Perfect for trimming shrubs and lawn edges
- Extremely quiet
- Easy and comfortable to use
- Excellent cutting performance

HSA 25



Lithium-Ion

Battery shrub shears with shrub and grass trimmer attachments. Shrub trimmer to trim and maintain small evergreen hedges and small-leaved ornamental trees up to 8mm branch thickness. Grass trimmer attachment for edging around smaller lawns, patios and flower beds. Comfortable and rubberised handle, double-stroke blade for a powerful cut and low vibration. Weight: 0.6 kg^②. Supplied battery is only compatible with the HSA 25. For work close to the ground, the use of the telescopic shaft is recommended.

HSA 25 kit includes:

- 1 x lithium-ion battery, 21.6 Wh, battery life up to 110 min
- 1 x charger, battery charging time 140 min/180 min (80%/100%)
- 1 x shrub cutter, bar length 17 cm
- 1 x grass trimmer, cutting width 11 cm
- 1 x black/orange carry bag with eyelets for wall mounting

Bar length	Order No.
17 cm / 7"	4515 011 3502

Telescopic shaft for HSA 25



Enables work with the HSA 25 in an upright position when using the grass trimming blade. Telescopic from 95 – 110cm, working angle that can be adjusted through 125°, smooth running wheels.

Order No. 4515 710 7100

For suitable lithium-ion batteries and other accessories, see page 8 onwards.

② Weight excluding battery but including cutting tool

③ Weight including battery

Hedge trimmers and long-reach hedge trimmers

HSA 45

Lithium-Ion



A very light battery hedge trimmer with good cutting performance for trimming annual growth. Single-sided cutter blade with 24mm tooth spacing, integrated cut protection, screw-on tip protector, integrated Lithium-Ion battery (36Wh) with charge level indicator. Weight: 2.3 kg^③. Battery charging time 145 min/210 min (80%/100%).

Bar length	Order No.
50 cm / 20"	4511 011 3504

HSA 66

AP 200 EC MOTOR Lithium-Ion PRO



Battery hedge trimmer delivering high cutting performance at a low weight and maintaining a constant stroke rate under load, even during tough jobs. 30mm tooth spacing, droplet-shaped cutter geometry holds branches more effectively in the blade, single sided cutter blade, integrated cut protection, and screw-on tip protector. Weight: 3.1 kg^①.

HSA 66 excluding battery and charger

Bar length	Order No.
50 cm / 20"	4851 011 3520

HSA 56

AK 10 Lithium-Ion COMPACT



Very lightweight battery hedge trimmer with high cutting performance for trimming bushes and hedges in your garden. Single-sided cutter blade with 30mm tooth spacing, integrated cut protection in a droplet shape, screw-on blade tip protector. Weight: 2.9 kg^①.

HSA 56 excluding battery and charger

Bar length	Order No.
45 cm / 17"	4521 011 3500

HSA 56 set with AK 10 and AL 101

Bar length	Order No.
45 cm / 17"	4521 011 3514

HSA 86

AP 200 EC MOTOR Lithium-Ion PRO



This battery hedge trimmer offers high power and efficiency at a low weight. It ensures a constant stroke rate under load, even while pruning thick hedges. 33mm tooth spacing, double-sided cutting blades in two lengths, screw-on cut and tip protector. Weight: 3.0 kg^①.

HSA 86 excluding battery and charger

Bar length	Order No.
62 cm / 24"	4851 011 3521

HSA 94 R



Extremely high-performance and robust professional battery hedge trimmer with lower blade speed for powerful cuts. Constant stroke rate (even under extreme load when performing heavy pruning), rotating multi-function handle with three-setting stroke rate, double-sided cutting blade in the pruning version, and screw on cut and tip protector. AR backpack battery or AP holster with connecting cable and AP battery required for operation. Weight: 4.1 kg[Ⓞ]. Battery operation with the aid of the AP holster with connecting cable or a carrying system (see page 29).

HSA 94 R excluding battery and charger

Bar length	Order No.
75 cm / 30"	4869 011 3503

HSA 94 T



Extremely high-performance and robust professional battery hedge trimmer with high blade speed for precise cuts. A constant stroke rate even under load, rotating multifunction handle with three-setting stroke rate, double-sided cutting blade in the trimming version, and screw-on cut and tip protector. AR backpack battery or AP holster with connecting cable and AP battery required for operation. Weight: 3.7 kg[Ⓞ]. Battery operation with the aid of the AP holster with connecting cable or a carrying system (see page 29).

HSA 94 T excluding battery and charger

Bar length	Order No.
60 cm / 24 "	4869 011 3511



Comfortably protected

MultiProtect HS protective trousers

Ideal for working with hedge trimmers; excellent leg protection and very comfortable to wear.

» More on page 239

Hedge trimmers and long-reach hedge trimmers



Electric hedge trimmers

- For trimming hedges and bushes around the house
- Easy to handle
- Especially light and quiet

HSE 42



240 V, 420 W, 3.0 kg[Ⓣ]. Ideal for trimming and cutting twigs and thin branches. Integrated cut protection, screw-on tip protector, small hand guard, mechanical blade brake, single-sided cutting blades, cable strain relief with lock.

Bar length	Order No.
45 cm / 18"	4818 011 3505

HSE 61



240 V, 500 W, 3.9 kg[Ⓣ]. With 5-position rotary handle for flexible, easy cutting. Integrated cut protection, screw-on tip protector, shaft extension, single-sided cutting blades, low vibration, cable strain relief.

Bar length	Order No.
50 cm / 20"	4812 011 3504

HSE 71





240 V, 600 W, 4.1 kg[Ⓣ]. Suitable for cutting tough branches. Integrated cut protection, screw-on tip protector, shaft extension, single-sided cutting blades, 5-position rotary handle, low vibration, cable strain relief.

Bar length	Order No.
70 cm / 28"	4812 011 3505

[Ⓣ] Weight excluding battery



Accessories for hedge trimmers

-  Handy helpers to lighten your workload
-  Tip protectors and catcher plates

Catcher plates for cutting blades



For catching and removing cuttings. Can be mounted on both sides.

Suitable for HSA 56, HSA 66, HSA 86, all HSE and HLA, for bar length of 50 cm, can be mounted without the use of tools.

Order No. 4859 740 3300

Tip protectors



Prevents the end of the cutter bar from getting damaged while working close to walls and the ground.

Suitable for HS 56, HS 56 C-E, HS 81 T, HS 82 T, HSA 94 T

Order No. 4237 792 9006

Suitable for HS 81 R, HS 82 R, HSA 94 R

Order No. 4237 790 9802

Hedge trimmers and long-reach hedge trimmers

	Order number	Bar length (cm/Inch)	Displacement (cm ³)	Power output (kW/hp)	Rated voltage (V)	Power consumption (W)	Weight (kg)
Petrol hedge trimmers							
HS 45	4228 011 2935	45/18	27.2	0.75/1.0	–	–	4.7 ^③
HS 45	4228 011 2936	60/24	27.2	0.75/1.0	–	–	5.0 ^③
HS 46 C-E	4242 011 2926	55/22	21.4	0.65/0.9	–	–	4.3 ^③
HS 56	4242 011 2946	60/24	21.4	0.65/0.9	–	–	4.5 ^③
HS 82 R	4237 012 2907	75/30	22.7	0.7/1.0	–	–	5.3 ^③
HS 82 T	4237 012 2908	60/24	22.7	0.7/1.0	–	–	5.1 ^③
HS 87 T	4237 011 2909	100/39	22.7	0.7/1.0	–	–	5.2 ^③
Battery hedge trimmers							
HSA 25	4515 011 3502	17/7	–	–	10.8	–	0.6 ^④
HSA 45	4511 011 3504	50/20	–	–	18	–	2.3 ^⑤
HSA 56	4521 011 3500	45/17	–	–	36	–	2.9 ^④
HSA 56 set with AK 10 + AL 101	4521 011 3514	45/17	–	–	36	–	3.7 ^⑦
HSA 66	4851 011 3520	50/20	–	–	36	–	3.1 ^④
HSA 86	4851 011 3521	62/24	–	–	36	–	3.3 ^④
HSA 94 R	4869 011 3503	75/30	–	–	36	–	4.4 ^④
HSA 94 T	4869 011 3511	60/24	–	–	36	–	3.9 ^④
Electric hedge trimmers							
HSE 42	4818 011 3505	45/18	–	–	240	420	3.0 ^⑧
HSE 61	4812 011 3504	50/20	–	–	240	500	3.9 ^⑧
HSE 71	4812 011 3505	70/28	–	–	240	600	4.2 ^⑧

● As standard

E = Easy2Start
R = Pruning
T = Trimming

① K factor according to Dir. 2006/42/EC = 2.0 dB(A)

② K factor according to Dir. 2006/42/EC = 2 m/s²

③ Weight excluding fuel, fully assembled

④ Weight excluding battery, including cutting tool

⑤ Weight including battery

⑥ Weight excluding battery

⑦ Weight including bat-


tery, excluding charger

⑧ Weight excluding cable

	Sound pressure level ^① (dB(A))	Sound power level ^① (dB(A))	Vibration level, left/right ^② (m/s ²)	STIHL engine (2-MIX/4-MIX [®])	Total length (cm)	Stroke rate (rpm)	Tooth spacing (mm)	STIHL anti-vibration system	STIHL ElastoStart	STIHL Easy2Start (E)	Long-life air filter system	Rotary handle
	97	107	10.0/9.0	–	95	3,800	30	●	–	–	●	–
	97	107	10.0/9.0	–	110	3,800	30	●	–	–	●	–
	95	107	4.5/4.9	2-MIX	100	3,640	30	●	–	●	●	–
	95	107	4.7/5.5	2-MIX	104	3,640	34	●	–	–	●	–
	94	107	2.4/2.6	2-MIX	120	3,200	38	●	–	–	●	●
	95	107	2.7/2.1	2-MIX	121	5,100	30	●	–	–	●	●
	96	107	2.6/2.6	2-MIX	122	5,100	30	●	–	–	●	–
	70	80	1.2/1.4 [Ⓢ]	–	50	2,000	19	–	–	–	–	–
	54	77	1.4/1.5	–	92	2,500	24	–	–	–	–	–
	80	91	2.7/1.2	–	94	2,800	30	–	–	–	–	–
	80	91	2.7/1.2	–	94	2,800	30	–	–	–	–	–
	83	94	3.7/2.3	–	103	3,000	30	–	–	–	–	–
	83	94	3.7/2.3	–	115	3,000	33	–	–	–	–	–
	84	95	4.2/3.3	–	132	2,800/3,000/3,200 [Ⓢ]	38	–	–	–	–	●
	85	96	4.0/3.1	–	118	4,400/4,700/5,000 [Ⓢ]	30	–	–	–	–	●
	84	95	3.1/1.5	–	92	3,400	21	–	–	–	–	–
	85	96	5.3/3.3	–	113	3,200	29	–	–	–	–	●
	88	99	3.8/2.6	–	133	2,800	36	–	–	–	–	●

Ⓢ With shrub cutter/with grass trimmer
 Ⓢ Level 1/level 2/level 3

Hedge trimmers and long-reach hedge trimmers



Technology

- 1 Blade system**
Double-sided cutting blades ensure a powerful and precise cut even through thicker branches.
- 2 STIHL 2-MIX engine**
The STIHL 2-MIX engine is both powerful and economical. Separating the exhaust emissions from the unburnt gas minimises scavenging losses, and therefore increases the power output while reducing consumption.

Comfort

- 3 Multi-function handle**
The multi-function handle on the long-reach hedge trimmers ensures full engine control at all times.
- 4 Lightweight gear system**
The magnesium housing is extremely lightweight to reduce fatigue.
- 5 Loop handle**
The loop handle gives you full control and maximum flexibility.

Safety

- 6 Quick-release adjustment system**
The cutter bar can be easily adjusted in increments up to 145° in two directions, great for cutting at a variety of angles.
- 7 Carrying position**
To save space when storing and transporting the tool, the cutter bar can be folded and safely locked parallel to the shaft.



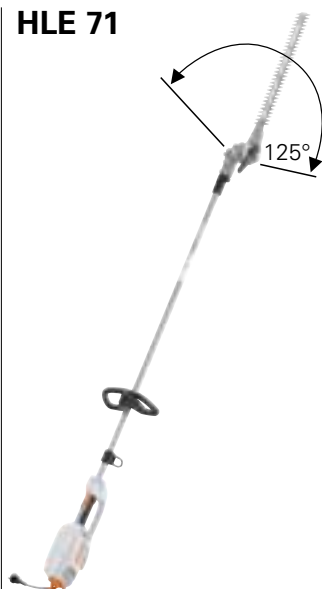
Please note that not all products are equipped with the features listed here. Only the most important features are described on this page. For further explanations and information, see page 252 onwards and online at www.stihl.com.au.



Long-reach hedge trimmers and accessories

- Ideal for landscape professionals and keen gardeners
- Available with short, long or telescopic shafts
- Perfect for wide, high or long hedges right down to ground level and shrubs around the home
- Designed to help lighten your workload

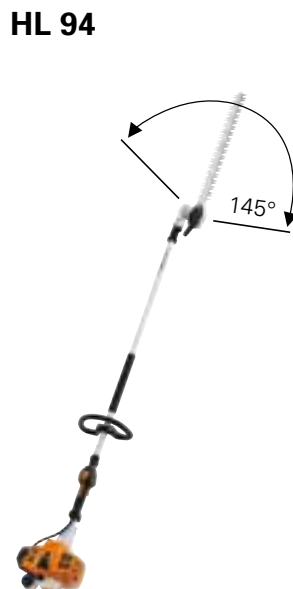
HLE 71



240 V, 600 W, 5.9 kg^②. Perfect for trimming tall and wide hedges in noise-sensitive areas. 125° adjustable cutter bar, double-sided cutting blade, soft handle, carrying position, overload protection, cable strain relief, total length 254cm.

Order No. 4813 011 2900

HL 94



24.1 cm³, 0.9 kW/1.2 hp, 6.1 kg^①. For professional work on tall hedges and use near the ground. Reduced-weight transmission, with ECOSPEED for speed control when working for long periods in noise-sensitive areas, cutter bar adjustable by 145°. Total length: 242 cm.

Order No. 4243 200 0032

For suitable fuels and lubricants, see page 210 onwards.

① Weight excluding fuel, fully assembled
 ② Weight excluding cable

Hedge trimmers and long-reach hedge trimmers

HLA 56



NEW

Available from Spring 2019



Lightweight and well balanced battery long-reach hedge trimmer for cutting taller hedges and shrubs in your garden. Double-sided blades in a droplet shape to help guide hedge material towards the cutters, adjustable head for cutting at angles ranging from -45° to $+90^\circ$, detachable shaft for easy transport. Total length: 210cm. Carrying length: 115 cm. Weight: 3.8 kg[Ⓜ].

HLA 56 excluding battery and charger

Order No. HA01 011 2906

- **Optional:** HLA 56 extension shaft, 50cm
Order No. HA018205000

Bracket for telescopic shaft



For easy handling of a pole pruner or hedge trimmer in combination with a basic shoulder strap or the RTS harness. The tool is easy to attach and quick to release. Included with the HT 103 and HT 133. Suitable for the HT 101, HT 131, HTA 85 and HLA 85.

Order No. 0000 790 8600

HLA 65



Battery long-reach hedge trimmer for tall and wide hedges. Constant blade stroke regardless of the load, can be folded for transport and storage, adjustable for vertical, overhead and ground-level cutting, cutter bar adjustable by 115° , long reach, double-sided cutting blades. Transport length: 125cm. Total length: 205cm. Weight: 3.5 kg[Ⓜ].

HLA 65 excluding battery and charger

Order No. 4859 011 2900

Catcher plate for cutting blades



For catching and removing cuttings. 50 cm bar length, tool-free, can be mounted on both sides, for HSA 56, HSA 66, HSA 86, all HLA and HSE models.

Order No. 4859 740 3300

HLA 85



The battery hedge trimmer for tall hedges and professional applications, with a telescopic shaft that provides long reach. Variable speed control, adjustable for vertical, overhead and ground-level cutting, cutter bar adjustable by 115° , double-sided cutting blades. Tool-free adjustment of the shaft length using quick-tensioning lever, transport length of 180cm, total length of 260 – 330cm. Weight: 4.4 kg[Ⓜ].

HLA 85 excluding battery and charger

Order No. 4859 011 2920

Tip protector



Prevents the end of the cutter bar from getting damaged while working close to walls and the ground (not suitable for HLA).

Suitable for HLE 71
Order No. 4230 007 1005

Suitable for HL 94
Order No. 4237 792 9006

RTS harness



For long periods of use. Can be adjusted to the user's size, reduces the weight of the tool and significantly improves balance. Can be used with the HT 101, HT 103, HT 131, HT 133, HTA 65, HTA 85, HTE 60, KombiEngines with HT-KM or HL-KM 145° (not KMA 130 R), HL 94 C-E, HLA 65, HLA 85 and HLE 71.

Order No. 0000 790 4400

Carry bag



Perfect for transporting and storing the tool together with the FS-KM or HL-KM KombiTools. Can be used for KMA 130 R, HSA 56, HSA 66, HSA 86, HLA 65, BGA 85, and BGA 100 and all KombiEngines with loop handle.

Order No. 0000 881 0507

For suitable lithium-ion batteries and other accessories, see page 8 onwards.

① Explanation of symbols on page 253

② Weight excluding battery

Order number		Bar length (cm)	Displacement (cm ³)	Power output (kW/hp)	Rated voltage (V)	Power consumption (W)	Weight (kg)	Sound pressure level [Ⓢ] (dB(A))	Sound power level [Ⓢ] (dB(A))	Vibration level, left/right [Ⓢ] (m/s ²)	STIHL engine (2-MIX/4-MIX [Ⓢ])	Total length (cm) [Ⓢ]	Stroke rate (rpm)	Tooth spacing (mm)	STIHL Easy2Start (E)	
Petrol long-reach hedge trimmer																
HL 94	(145°)	4243 200 0032	60	24.1	0.9/1.2	–	–	6.1 [Ⓢ]	91	106	4.5/4.5	2-MIX	242	3,615	34	–
Battery long-reach hedge trimmers																
HLA 56	(135°)	HA01 011 2906	45	–	–	36	–	3.8 [Ⓢ]	82	93	3.5/3.5	–	115-210	–	–	–
HLA 65	(115°)	4859 011 2900	50	–	–	36	–	3.5 [Ⓢ]	85	94	3.5/3.5	–	205	3,000	33	–
HLA 85	(115°)	4859 011 2920	50	–	–	36	–	4.4 [Ⓢ]	75	94	2.0/2.0	–	260-330	3,000	33	–
Electric long-reach hedge trimmer																
HLE 71	(125°)	4813 011 2900	50	–	–	240	600	5.9 [Ⓢ]	84	95	7.6/3.6	–	254	4,000	35	–

● As standard

Ⓢ K factor according to Dir. 2006/42/EC = 2.0 dB(A)

Ⓢ K factor according to Dir. 2006/42/EC = 2 m/s²

Ⓢ With blade cutting attachment

Ⓢ Weight excluding fuel, fully assembled

Ⓢ Weight excluding battery

Ⓢ Weight excluding cable



Reducing green waste ... with ease.

8





Our shredders take care of green material to help create essential space within your garden. Thanks to their powerful electric motors and innovative cutting systems, they transform woody and soft garden waste into mulch or composting material in next to no time. That means no more weekends spent cramming branches and green material into your green waste bins.

Garden shredders and accessories

143

» Overview of garden shredders

145



Technology

1 Twin-chamber system

Two individual feed openings enable both harder branch material and mixed, softer shredding material to be processed. Each chamber is equipped with special blades to handle the material fed in.

Reversal mechanism

The rotational direction of the shredding blades can be changed via the rotary switch. In the clockwise direction, hard material such as branches are shredded, while in the anti-clockwise direction, tearing blades transform soft plant trimmings into compost. This effectively helps to protect the blades.

2 Blades with sandwich construction

Thanks to the special sandwich-design blade unit, the material is shredded with little vibration. Additional wing blades and ripping blades help to reduce the waste down further.

Comfort

3 Cloverleaf opening

The cloverleaf opening in the chute makes feeding branches quick and easy. Soft material can be inserted through the wider opening.

4 Sound-proofed feed chute

The sound-proofed feed chute minimises the working noise during shredding.

5 One click/One turn safety switch

Both the ON button and the safety switch are integrated directly into the chute locking screw. A single turn stops the motor immediately.



Please note that not all products are equipped with the features listed here. Only the most important features are described on this page. Further explanations and information can be found from page 252 and on the Internet at www.stihl.com.au.



Garden chippers, shredders and accessories

- For chipping and shredding hard and soft material
- Powerful electric motors
- Efficient chipper blades and shredding systems
- Large selection of models

GHE 135 L



240 V, 2.0 kW. Compact electric shredder with powerful motor for the occasional shredding of medium-sized branches. With mains power supply, cloverleaf opening, integral shredder box and quiet cutting roller technology.

Order No. 6013 011 1124

GHE 105



240 V, 2.2 kW. Compact electric machine for chipping small branches up to 35mm and shredding soft material such as leaves or plant trimmings. The cloverleaf design provides two feed openings, one for harder branch material and the other for soft shredding material.

Order No. 6007 011 1194



GHE 150



240 V, 2.2 kW. Compact electric chipper with powerful electric motor for material up to 35mm in diameter. A short, inclined feed chute and cloverleaf opening make feeding easy and effortless. The Multi-Cut system features a noise reducing blade disc and reversible cutting blades for added longevity.

Order No. 6008 011 1134

GHE 250 S^①



240 V, 2.2 kW. Electric shredder with powerful motor for the regular shredding of medium-sized branches and soft material. Ideal for large amounts of shredding material. With mains power supply and sandwich-type blade unit.

Order No. 6008 011 1144

GHE 355



240 V, 2.5 kW. This powerful combination electric chipper/shredder will process large volumes of hard and soft garden waste. The patented blades reversal mechanism allows you to easily switch between processing different materials at the flip of a switch. The clockwise rotation will efficiently chip branches up to 35mm, whilst the anti-clockwise blade rotation tears and shreds up plant trimmings. Featuring sturdy wheel chassis and handle for easy transport, long, inclined chute with large opening and durable aluminium chamber.

Order No. 6011 011 1024

AHB 050



50-litre shredder bag, self-supporting, to fit all shredders except GHE 135 L.

Order No. 6903 760 2546

	Order number	Max. branch thickness (Ø in mm)	Nominal output (W)	Rated voltage	Cutting tool (nominal speed)	Weight [Ⓞ] (kg)	Guaranteed sound power level L_{WA} (dB(A))	Measured sound pressure level L_{pA} (dB(A))	Sound pressure level uncertainty factor K_{pA} [Ⓢ] (dB(A))	Sandwich-type blade unit	Reversal mechanism	Cloverleaf opening
Garden shredder												
GHE 135 L	6013 011 1124	35	2,000	240 V	Cutting roller (40 rpm)	23	94	87	3	–	–	●
GHE 105	6007 011 1194	35	2,200	240 V	Multi-Cut 103 (2,800 rpm)	19	104	93	3	–	–	●
GHE 150	6008 011 1134	35	2,200	240 V	Multi-Cut 150 (2,800 rpm)	26	99	89	2	●	–	●
GHE 250 S[Ⓢ]	6008 011 1144	35	2,200	240 V	Multi-Cut 150 (2,800 rpm)	27	100	90	3	●	–	–
GHE 355	6011 011 1024	35	2,500	240 V	Multi-Cut 355 (2,750 rpm)	30	100	94	3	●	●	–

● Standard

L = Low-noise
S = Chipping

Ⓢ Particularly suitable for branch material

Ⓞ Net weight excl. fuel and lubricants

Ⓢ Uncertainty factor K_{pA} according to RL 2006/42/ECRS

Clean outdoor
spaces...
minimal effort.

9






Work can be simple if you have the right tools. With our range of cleaning systems, you'll quickly have your garden and outside spaces back in order. STIHL's legendary high performance gives you the confidence to deal with large quantities of leaves and stubborn debris.



Blowers	149
Petrol blowers	149
Battery blowers	151
Electric blowers	153
Accessories for blowers	154
» Overview of blowers	156
Petrol vacuum shredders, electric vacuum shredders	158
» Accessories & Overview	159
Sweeping machines and battery sweeping machine	161
» Overview	162
Compact high-pressure cleaners	164
Mid-range high-pressure cleaners	166
Cleaning systems - petrol high pressure cleaners & accessories	167
Accessories for high-pressure cleaners, compact range and mid-range	170
Cleaning agents and maintenance products for high-pressure cleaners	172
Accessories for high-pressure cleaners, professional range	173
» Overview of high-pressure cleaners	174
Wet and dry vacuum cleaners	177
Accessories for wet and dry vacuum cleaners	178
» Overview of wet and dry vacuum cleaners	180



Technology

- 1 STIHL Easy2Start (E)**
An extra spring between the crankshaft and starter cord keeps load peaks to a minimum so they can barely be felt on the cord. That means trouble-free, almost effortless starting.
- 2 Muffler**
The muffler in the blower tube reduces noise levels even if you're running at full power.
- 3 HD2 filter**
This air filter keeps even the finest dust away from the engine which means a longer service life.





Comfort

- 4 STIHL anti-vibration system**
Our anti-vibration system reduces handle vibrations, so you'll find the tool less tiring and more comfortable to use.
- 5 Locking throttle lever with stop button**
You can lock the throttle on "Full". A single flick of the thumb can then shut off the engine. You can restart again straightaway. Simple.

i Please note that not all products are equipped with the features listed here. Only the most important features are described on this page. For further explanations and information, see page 252 onwards or online at www.stihl.com.au.



Petrol blowers

-  For homeowners and professional workers
-  Hand-held and back-pack versions
-  Powerful and efficient
-  Great user comfort

BG 56



27.2 cm³, 4.1 kg[Ⓞ]. Quickly clears leaves and grass cuttings. Round nozzle, HD2 filter and stop button.

Order No. 4241 011 1745

BG 86



NEW

Available from
Spring 2019

27.2 cm³, 4.4 kg[Ⓞ]. Suitable for clearing large areas of leaves and grass in very dusty areas, thanks to the new HD2 filter. Round nozzle, flat nozzle, STIHL anti-vibration system, STIHL ElastoStart, locking throttle lever with stop button.

Order No. 4241 011 1740

BG 86 C-E



27.2 cm³, 4.4 kg[Ⓞ]. Suitable for clearing large areas of leaves and grass, suitable for use in very dusty areas, thanks to the new HD2 filter. Round nozzle, flat nozzle, STIHL anti-vibration system, STIHL Easy2Start, 2-MIX engine, locking throttle lever with stop button.

Order No. 4241 011 1744

BR 200



27.2 cm³, 5.7 kg[Ⓞ]. Compact and very light backpack blower. STIHL anti-vibration system, 2-MIX engine, simple starting technology, locking throttle lever with stop button, carry handle.

Order No. 4241 011 1604

BR 450 C-EF



Start the tool at the push of a button

63.3 cm³, 11.5 kg[Ⓞ]. Very powerful blower with STIHL ElectroStart for convenient stopping and restarting of the blower via the control handle. Additional pull starter with STIHL Easy2Start for starting at temperatures below 0° C. Soft handle, STIHL anti-vibration system, wide shoulder straps, 2-MIX[®] engine, locking throttle lever with stop button, tool-free blower tube length adjustment and handle position adjustment.

Order No. 4244 011 1605

BR 450



63.3 cm³, 11.5 kg[Ⓞ]. Very powerful blower with exceptional blowing performance Tool-free adjustment of the handle position and infinitely variable adjustment of the blower tube length. Soft handle STIHL anti-vibration system, 2-MIX[®] engine. Ergonomically shaped, wide shoulder straps, locking throttle lever with stop button, carry handle.

Order No. 4244 011 1606

BR 700



64.8 cm³, 10.8 kg[Ⓞ]. The ultimate high-performance blower with outstanding blowing power. Tool-free adjustment of the handle position and adjustment of the blower tube length. Soft handle. STIHL anti-vibration system, 4-MIX[®] engine. Ergonomically shaped, wide shoulder straps, hip belt, locking throttle lever with stop button, carry handle. The optional bike handle (4282 790 1700) is recommended when working with curved nozzles for long periods.

Order No. 4282 011 1627

For suitable fuels and lubricants, see page 210 onwards.

The C comfort feature in the product name: Many STIHL tools are standard-fitted with special comfort features, which can be identified by the C in the product name, e.g. BR 450 C-EF. The E stands for the STIHL Easy2Start, and the F for ElectroStart.



Battery blowers

- Blowers for domestic and professional use
- Ideal for cleaning in noise-sensitive residential areas and around hospitals or schools, etc
- The quietest blowers in our range
- Cordless and emission free

BGA 45

Lithium-Ion



Easily manoeuvrable battery blower for clearing small outdoor areas around the garden and patio. Round nozzle, Lithium-Ion battery (45 Wh) with charge level indicator. Weight: 2.0 kg[ⓐ]. Battery charging time 210 min/300 min (80%/100%).

Order No. 4513 011 5904

BGA 56

AK 20 Lithium-Ion COMPACT



Well balanced and powerful battery blower with a streamlined design for comfortable and effortless work in the garden. Round nozzle, soft handle, three-setting length-adjustable blower tube for achieving optimum blowing force in use. Weight: 2.1 kg[ⓐ].

BGA 56 excluding battery and charger

Order No. 4523 011 5900

BGA 56 set with AK 20 and AL 101

Order No. 4523 011 5914

For suitable lithium-ion batteries and other accessories, see page 8 onwards.

ⓐ Weight including battery

ⓑ Weight excluding battery

BGA 85



Powerful easy to use and operate battery blower for domestic and professional use. Round nozzle, rubberised handle, speed control and very quiet operating sound. Weight: 3.2 kg^②.

BGA 85 excluding battery and charger

Order No. 4853 011 5900

BGA 100



Pleasantly quiet, lightweight and very powerful battery blower for professional use, especially in urban, noise-sensitive areas. Round nozzle, soft handle, three power levels with additional boost function, three-level length-adjustable blower tube, attachment loop for use with support cushion. Weight: 2.5 kg^②.

For long periods of use, we recommend the AR backpack.

BGA 100 excluding battery and charger

Order No. 4866 011 5900



STIHL professional tip:

Wet foliage stuck to the ground can be very easily removed using the BGA 100 combined with a flat nozzle. The high air speed means that leaves are loosened from the ground more easily, and heavy blowable materials are moved more quickly.

For further technical data, visit www.stihl.com.au.



① Explanation of symbols on page 253

② Weight excluding battery



Electric blowers

- For homeowners
- Ideal for frequent use on private grounds
- Comfortably quiet operation
- High blowing power

BGE 61



240 V, 1.1 kW, 3.0 kg[®]. For cleaning small to medium spaces around the home. Flat nozzle, cable strain relief.

Order No. 4811 011 1544

BGE 81



240 V, 1.4 kW, 3.3 kg[®]. For cleaning large spaces around the home. Flat nozzle, soft handle, infinitely variable speed control, lock button to lock air stream, cable strain relief, can also be used as a vacuum shredder with the retrofittable vacuum attachment.

Order No. 4811 011 1530

STIHL professional tip:



Your electric blower can be easily used as a vacuum shredder, which shreds the leaves that were vacuumed straight away before they're put into the collection bag. The shredded leaves can then ideally be used for mulching. For this you will simply need the attachment set for electric blowers, which you can find on page 154.



Vacuum attachment



For converting the blower into a vacuum shredder. For BG 56 and BG 86.

Order No. 4241 700 2200

Hip belt



Equally distributes the weight across the hips. Soft padding.

For BR 450

Order No. 4203 710 9102

For BR 500

Order No. 4282 710 9101


Vacuum attachment



For converting the electric blower into an electric garden vacuum. For BGE 81.

Order No. 4811 700 2201

Gutter cleaning set



For clearing dirt and leaves. Approx. 3 m long blower tube, for BG 56, BG 66, BG 86, BGE 61 and BGE 81.

Order No. 4241 007 1003

Accessories for blowers

- For extending the range of possible applications
- Various nozzles
- Gutter cleaning set
- Harness for improved user comfort

FSA and BGA Support cushion set



For retrofitting to all FS harnesses in the ADVANCE series without comfort carry rings. Supplied with an adapter for attaching the support cushions. For use with FSA and BGA to the battery belt or to the hip belt of the backpack carrying system/AR backpack battery.

Order No. 0000 007 1045

Chest belt



Ensures the shoulder straps are securely positioned. For BR 200, BR 450, BR 500, BR 600 and BR 700.

Order No. 0000 790 7700

Harness with carrying strap



Harness for BGA 85 for effortless work. The right balance is achieved through different rope-attachment loops, regardless of whether AP or AR battery operated. When using AR batteries an additional support cushion is needed.

Order No. 4853 710 9000



	Order number	Shape	Suitable for blower	Use
Flat nozzles				
	4866 701 8301	straight	BGA 56, BGA 100	Makes heavy or wet blowable materials easier to remove because of the high air speed. Enables work on large surfaces, spreads the air stream parallel to the ground.
	4241 708 6302	curved	BG 56, BG 86, BGE 61, BGE 81	
	4606 701 8301	curved	BGA 85	
	4282 708 6340	curved	BR 450, BR 500, BR 600	
	4282 708 6304	curved	BR 700	
Round nozzles				
	4282 708 6360	straight	BR 450	For effortless operation due to straight nozzle shape.
	4244 708 6301	straight	BR 450	
	4282 708 6370	straight	BR 500	
	4282 708 6350	straight	BR 600	
	4282 708 6302	straight	BR 700	

	Order number	Displacement (cm ³)	Rated voltage (V)	Power consumption (kW)	Weight (kg)	Sound pressure level ^① (dB(A))	Sound power level ^② (dB(A))	Vibration level, right ^③ (m/s ²)	STIHL engine (2-MIX/4-MIX [®])	Blowing force (N) ^④	Air speed (m/s) with round nozzle/ flat nozzle	
Petrol blowers												
BG 56	4241 011 1745	27.2	–	–	4.1 ^⑤	90	104	7.5	2-MIX	13	60/–	
BG 86 NEW	4241 011 1740	27.2	–	–	4.4 ^⑤	90	104	2.5	2-MIX	15	63/74	
BG 86 C-E	4241 011 1744	27.2	–	–	4.4 ^⑤	90	104	1.9	2-MIX	15	63/74	
BR 200	4241 011 1604	27.2	–	–	5.7 ^⑤	96	103	3.0	2-MIX	12	56/–	
BR 450	4244 011 1606	63.3	–	–	10.6 ^⑤	102	108	2.5	2-MIX	28	83/–	
BR 450 C-EF	4244 011 1605	63.3	–	–	11.5 ^⑤	102	108	2.5	2-MIX	28	83/–	
BR 700	4282 200 0015	64.8	–	–	10.8 ^⑤	101	109	2.5	4-MIX [®]	35	74/–	
Battery blowers												
BGA 45	4513 011 5904	–	18	–	2.0 ^⑥	76	87	3.2	–	5	38/–	
BGA 56	4523 011 5900	–	36	–	2.1 ^⑦	79	91	2.5	–	9	45/48	
BGA 56 set with AK 20 + AL 101	4523 011 5914	–	36	–	3.3 ^⑥	79	91	2.5	–	9	45/48	
BGA 85	4853 011 5900	–	36	–	3.2 ^⑦	83	98	2.5	–	10	47/40	
BGA 100	4866 011 5900	–	36	–	2.5 ^⑦	80	90	2.5	–	17 ^⑧	63 ^⑧ /68	
Electric blowers												
BGE 61	4811 011 1544	–	240	1.1	3.0 ^⑥	85	100	1.0	–	9	–/58	
BGE 81	4811 011 1530	–	240	1.4	3.3 ^⑥	89	103	4.1	–	12	–/68	

- As standard
- Retrofittable (accessory)

- E = Easy2Start
- F = ElectroStart

- ① K factor according to Dir. 2006/42/EC = 2.0 dB(A)
- ② K factor according to Dir. 2006/42/EC = 2 m/s²
- ③ Combination of air speed and air throughput

- ④ Without blower attachment/nozzle
- ⑤ Weight excluding fuel, fully assembled
- ⑥ Weight including battery

	Air throughput (m ³ /h) with round nozzle/flat nozzle	Max. air speed (m/s) with round nozzle/flat nozzle	Max. air throughput (m ³ /h)Ⓒ	Round nozzle/flat nozzle	STIHL anti-vibration system	STIHL ElastoStart	STIHL Easy2Start (E)	STIHL ElectroStart (F)	Chest strap/hip strap	Vacuum attachment
	700/-	71/-	730	●/○	-	○	-	-	-/-	○
	755/620	76/89	810	●/●	●	●	-	-	-/-	○
	755/620	76/89	810	●/●	-	●	-	●	-/-	○
	680/-	67/-	800	●/-	●	-	-	-	○/-	-
	1,090/-	99/-	1,430	●/-	●	-	-	●	○/○	-
	1,090/-	99/-	1,430	●/-	●	-	●	●	○/○	-
	1,550/-	88/-	1,860	●/○	●	-	-	-	○/●	-
	420/-	44/-	500	●/-	-	-	-	-	-/-	-
	600/530	54/58	750	●/○	-	-	-	-	-/-	-
	600/530	54/58	750	●/○	-	-	-	-	-/-	-
	665/800	56/49	845	●/○	-	-	-	-	-/-	-
	840 [®] /760	75 [®] /81	1,040	●/○	-	-	-	-	-/-	-
	-/485	-/70	670	-/●	-	-	-	-	-/-	-
	-/565	-/82	750	-/●	-	-	-	-	-/-	○

Ⓓ Weight excluding battery

Ⓔ Weight including battery, excluding charger




Ⓕ Weight excluding cable

Ⓖ In boost





Petrol vacuum shredders, electric vacuum shredders and accessories

-  Made for home and professional use
-  Ideal for removing and shredding leaves and cuttings
-  Can be easily converted into a blower

SH 56 C-E



27.2 cm³, 5.2 kg^①. Compact petrol vacuum shredder. Ideal for clearing medium-sized areas. Infinitely variable speed control, round nozzle, 2-MIX engine. Can also be used as a blower.

Order No. 4241 011 0926

SHE 81



240 V, 1.4 kW, 4.5 kg^②. For large areas and around the home. Infinitely variable speed control, flat nozzle, blower function.

Order No. 4811 011 0838

SH 86 C-E



27.2 cm³, 5.6 kg^①. High power petrol vacuum shredder. Ideal for clearing large gardens and property maintenance. Infinitely variable speed control, round nozzle, flat nozzle, STIHL Easy2Start, STIHL anti-vibration system, 2-MIX engine, HD2 filter. Can also be used as a blower.

Order No. 4241 011 0925

For suitable fuels and lubricants, see page 210 onwards.

^① Weight excluding fuel, fully assembled
^② Weight excluding cable

Dust-reducing collection bag



45 l. For particularly dusty jobs. For SH 56 and SH 86.

Order No. 4229 708 9701


Curved flat nozzle



For SH 56, SH 86 and SHE 81.

Order No. 4241 708 6302

Gutter cleaning set



For clearing dirt and leaves. Approx. 3 m long blower tube, for SH 56, SH 86 and SHE 81.

Order No. 4241 007 1003

Order number	Displacement (cm³)	Rated voltage (V)	Power consumption (kW)	Weight (kg), including accessories	Sound pressure level [ⓐ] (dB(A))	Sound power level [ⓐ] (dB(A))	Vibration level, left/right [ⓐ] (m/s²)	STIHL engine (2-MIX/4-MIX [ⓐ])	Air throughput (m³/h) in vacuum mode	Collection bag volume (l)	STIHL anti-vibration system	STIHL ElastoStart	STIHL Easy2Start (E)	Round nozzle/flat nozzle	Infinitely variable speed control	Blower function [ⓐ]	Manual fuel pump	
Petrol vacuum shredders																		
SH 56 C-E	4241 011 0926	27.2	–	–	5.2 [ⓐ]	94	105	8.5/7.5	2-MIX	710	45	–	–	●	●/○	●	●	●
SH 86 C-E	4241 011 0925	27.2	–	–	5.6 [ⓐ]	93	106	2.5/1.9	2-MIX	770	45	●	●	●	●/●	●	●	●
Electric vacuum shredders																		
SHE 81	4811 011 0838	–	240	1.4	4.5 [ⓐ]	88	103	5.6/2.6	–	650	45	–	–	–	–/●	●	●	–

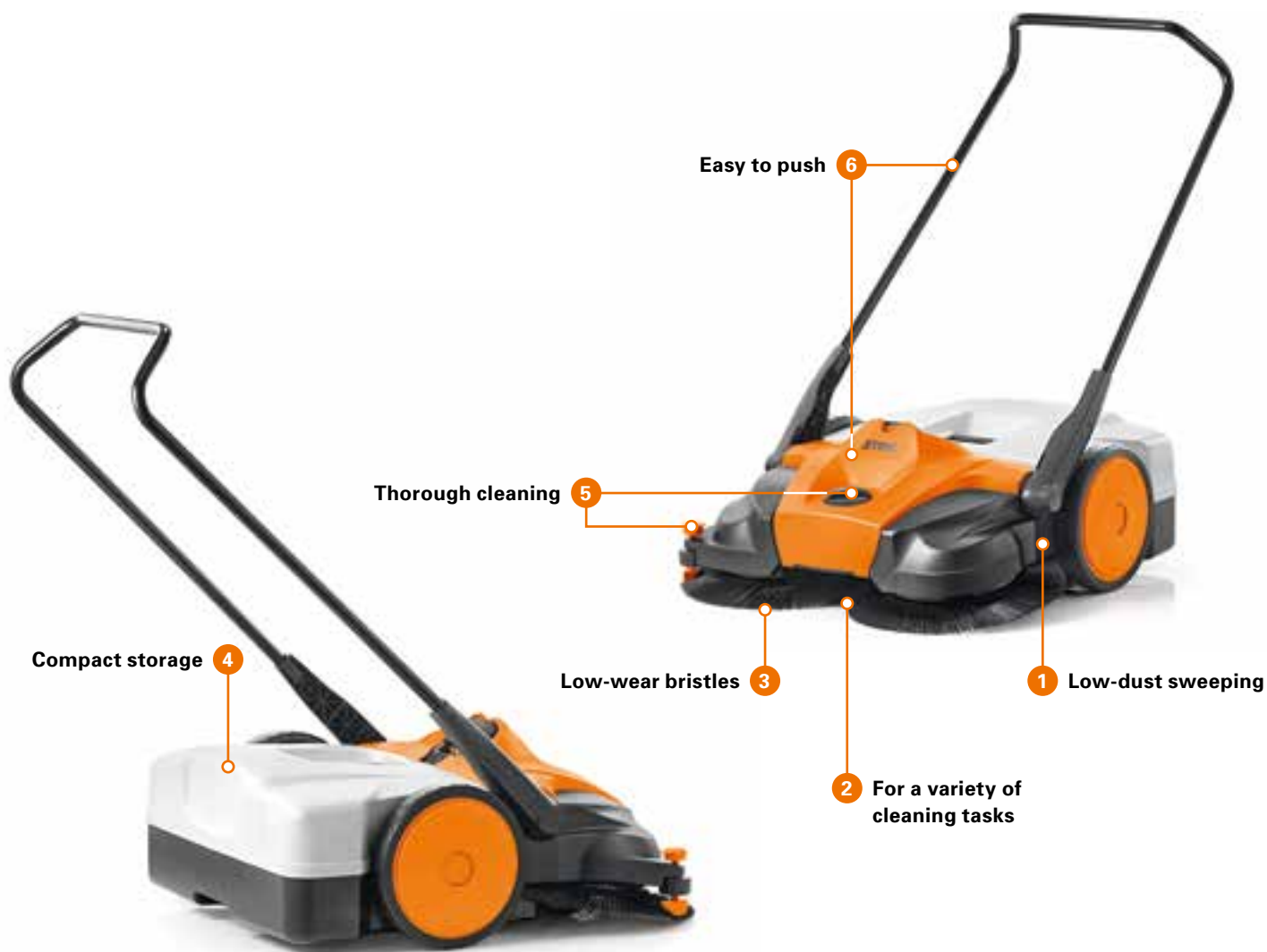
● As standard
○ Retrofittable (accessory)

E = Easy2Start

ⓐ K value according to Dir. 2006/42/EC = 2.0 dB(A)
ⓐ K factor according to Dir. 2006/42/EC = 2 m/s²

ⓐ Vacuum shredder can also be used as a blower





Technology

- 1 Sealing and air filter**
All round sealing and two foam filters stop even the finest particles escaping.
- 2 STIHL MultiClean sweeping system**
This system is designed to tackle all kinds of dirt. Cans, plastic bottles, heavy and wet debris? No problem. The STIHL MultiClean PLUS with an extra power sweep takes care of the finest dust. Debris is effectively brushed up in front of the machine so it doesn't get caught underneath.
- 3 Long-lasting materials**
Made of low-wear nylon, the bristles come with our four-year STIHL durability warranty.





i Please note that not all products are equipped with the features listed here. Only the most important features are described on this page. For further explanations and information, see page 252 onwards or online at www.stihl.com.au.

Comfort

- 4 Practical waste container**
The tall, roomy container carries an impressive amount of debris, yet takes up little space. You can even store the tool upright on the container to save space – and no dirt will drop out either.
- 5 Central height-adjustment and bristle hold-down clamp**
Thanks to the central height adjustment, this sweeping machine can handle many different surfaces. The lateral brushes and bristle hold-down clamp means that even areas along walls or kerbs are easy to clean.
- 6 Long-life transmission and ergonomic, height-adjustable push bar**
Its low weight, long-running gear mechanism with superb power transmission as well as an ergonomically designed push bar make this sweeping machine easy to push.



Sweeping machines and battery sweeping machine

-  For home and professional users
-  For cleaning paths, car parks and driveways
-  Sweeps coarse, fine, heavy and wet debris
-  With the efficient STIHL MultiClean and MultiClean Plus sweeping systems

KG 550



Container capacity 25 l, sweep width 55 cm, 6.0 kg.

For sweeping around the house. STIHL MultiClean sweeping system, 8-level central height adjustment, lateral wheels, suitable for outside use, four-year durability warranty on the low-wear nylon bristles.

Order No. 4860 019 4705

KG 770



Container capacity 50 l, sweep width 77 cm, 13.0 kg. For low-dust sweeping of large areas both indoors and outdoors.

STIHL MultiClean PLUS sweeping system, 8-level central height adjustment, low-dust sweeping process, bristle hold-down clamp, ergonomically shaped 2-fold height adjustment push bar, lateral wheels, transport handle, can be stored upright to save space, four-year durability warranty on the low-wear nylon bristles.

Order No. 4860 019 4706



KGA 770



Battery sweeping machine for large areas both indoors and outdoors. STIHL MultiClean PLUS sweeping system, 8-point central height adjustment, transport handle, ergonomically shaped 2-fold height adjustment handlebar, battery powered brushes for easy and energy-saving work. Enables thorough cleaning of edges and corners, even when the machine is stationary. Can be stored upright to save space. The low-wear nylon bristles come with a four-year STIHL durability warranty. Container capacity 50 litre, sweep width 77cm
Weight: 16.0 kg^①.

KGA 770 excluding battery and charger

Order No. 4860 011 4703

For suitable lithium-ion batteries and other accessories, see page 8 onwards.

Order number		Container capacity (l)	Sweep width (cm)	Rated voltage (V)	Weight (kg)	Sound pressure level ^② (dB(A))	Sound power level ^② (dB(A))	For areas up to ... (m ²)	Sweeping concept	Central height adjustment	Protective cover for the long-life transmission	All-around sealing + air filter	Bristle hold-down clamp	Ergonomically designed push bar	Battery operation (for circular brushes/power sweep) sealed floors	Indoor areas: Interlocking paving stones/cobblestones	Outside areas: Asphalt/exposed aggregate concrete/interlocking paving stones/cobblestones
Sweeping machines																	
KG 550	4860 019 4705	25	55	-	6.0	-	-	300	MultiClean	●	-	-	-	-	-/-	-/-	●/●/●/●
KG 770	4860 019 4706	50	77	-	13.0	-	-	1,500	MultiClean PLUS	●	●	●	●	●	-/-	●/●	●/●/●/●
Battery sweeping machine																	
KGA 770	4860 011 4703	50	77	36	16.0 ^①	64	80	2,000	MultiClean PLUS	●	●	●	●	●	●/●	●/●	●/●/●/●

② K factor according to Dir. 2006/42/EC = 2.0 dB(A)

③ excluding battery and charger

① Weight excluding battery



Technology

- 1 Adjustable pressure/flow control on the machine**
 This system delivers direct regulation of the water flow and working pressure on the pump. This means that the machine can be set up for specific applications, helping you do the work efficiently.
- 2 Low-speed engine and robust brass pump head**
 Thanks to greater pump displacement, the low-speed motor can run at a lower rpm but still achieve great results. This boosts the lifetime of both engine and pump as well as helping the tool run more quietly.

- 3 Automatic switch-off function and delayed engine shut-down**
 In all pressure washers, the motor automatically switches off as soon as the trigger is released and the machine rests in standby. The machines also feature a soft start function making them more comfortable to use and control.

i Please note that not all products are equipped with the features listed here. Only the most important features are described on this page. For further explanations and information, see page 252 onwards or online at www.stihl.com.au.



RE 88



10–100 bar, 520 l/h, 8.9 kg.

Light and simple to operate cleaner for around the house, for the car and garden. Rotary and fan jet nozzle, 6 m high-pressure mesh hose, accessories holder on casing, detergent spray set.

Order No. 4787 012 4504#

RE 90*

NEW

Replaces RE 88 as they sell out.



10–100 bar, 520 l/h, 9.6 kg.

Lightweight and compact 100 bar high-pressure cleaner with basic features. Aluminium pump head, integrated wheel kit, cleaning agent spray set with spray bottle, rotary nozzle, adjustable fan jet nozzle with pressure regulation, anti-drill, quick-release coupling on the lance, park position for switching off the sprayer during breaks in work, 6 m high-pressure hose, transport handle.

Order No. 4951 012 4511

Compact high-pressure cleaners

- For cleaning jobs around the home and garden and for private car cleaning
- For cleaning garden furniture, stairways, walkways and terraces.
- Versatile and handy
- Easy to transport and store

RE 109



10–110 bar, 440 l/h, 17.7 kg.
Compact cleaner for tougher jobs and car cleaning. Aluminium telescopic handle, fold-out front cover with integrated nozzle storage, power cable holder that can rotate, quick release coupling on the high pressure outlet, 7 m textile mesh high-pressure hose.

Order No. 4776 012 4504

RE 110*

NEW



10–110 bar, 440 l/h, 17.6 kg.
Comfortable 110 bar high-pressure cleaner with additional equipment. Long sprayer with soft handle for comfortable work, aluminium telescopic handle, storage compartment on the side with integrated nozzle and power cable storage, quick-release coupling on the high-pressure outlet, 7 m textile high-pressure hose.

Order No. 4950 012 4524

RE 119



10–125 bar, 500 l/h, 19.2 kg.
Ideal for tougher jobs around larger properties and gardens. Great for car cleaning. Additional aluminium transport handle, larger wheel diameter, 8 m steel-reinforced hose, comfortable sprayer handle, aluminium telescopic handle, fold-out front cover with nozzle storage, quick release coupling on the high pressure outlet.

Order No. 4777 012 4503#

RE 120*

NEW



10–125 bar, 500 l/h, 20.0 kg.
Powerful 125 bar high-pressure cleaner with additional quality features. Cleaning agent spray set with dosable spray bottle, high-quality aluminium additional transport handle on the underside, sturdy and durable 8 m steel-reinforced high-pressure hose, lance with brass valves.

Order No. 4950 012 4543

RE 130 PLUS*

NEW



10–135 bar, 500 l/h, 21.2 kg.
Powerful 135 bar high-pressure cleaner for exceptional comfort. Suited for larger jobs around the property and garden. Hose reel featuring a hose guide, ensuring straightforward and practical storage of the 9 m steel-reinforced high-pressure hose.

Order No. 4950 012 4564

Accessories relating to this range can be found from page 170 onwards.

*Models RE 90, 110, 120 and 130 PLUS will be introduced as current versions are deleted.





RE 163 PLUS



10–120 bar, 650 l/h, 27.6 kg.

The robust high-end cleaner offering exceptional comfort. Hose reel with 12 m steel-reinforced high-pressure hose, brass pump head, low-wear, ceramic-coated pistons, pressure/flow control, pressure gauge, detergent tank and metering.

Order No. 4769 012 4504

Mid-range high-pressure cleaner

- For commercial use and tough domestic cleaning
- For a variety of uses such as in garages and workshops
- Operating pressure of up to 120 bar for removing even the toughest dirt and grime

Accessories relating to this range can be found from page 170 onwards.



Cleaning systems – Petrol High-Pressure Cleaners

- When it comes to providing top cleaning performance, STIHL delivers pressure cleaners combining power and high-quality components.
- Whether you need to clean your deck or your professional equipment, STIHL high-pressure cleaners are designed for convenience and durability to make your job easier and impeccable.
- Ready to pressure clean with STIHL?

RB 200

NEW



2500 psi, 520 l/h, 28 kg.

When you need to do heavy cleaning on your deck, house or equipment, the STIHL RB 200 high-pressure cleaner does it all without fuss. Its powerful 173 cc (5 hp) engine delivers 2,500 psi of water pressure – powerful enough to tackle tough cleaning jobs on sidewalks, driveways, decks and more.

Order No. 7004 200 0015

RB 600

NEW



3200 psi, 680 l/h, 53.5 kg.

Do you need a powerful pressure cleaner to tackle your professional cleaning jobs? Whether it's greasy farm equipment, stained weather boards, or a dirty truck, the STIHL RB 600 is ready to rock. It features 3,200 psi of water pressure and 208 cc engine.

Order No. 7004 200 0017

RB 400

NEW



2700 psi, 620 l/h, 41 kg.

When you need a powerful cleaner that delivers top performance and can stand up to daily use, choose the STIHL RB 400 DIRT BOSS® high-pressure cleaner. It features a powerful 196 cc (6.5 hp) engine that can output 2,700 psi of water pressure at 10.2 liters per minute.

Order No. 7004 200 0016

RB 800

NEW



4200 psi, 910 l/h, 76 kg.

The STIHL RB 800 is the pressure washer you need if you are looking for professional power and performance. This high-pressure cleaner is the most impressive one in the STIHL lineup. It is designed for heavy-duty commercial use and can get through tough cleaning jobs.

Order No. 7004 200 0018

Cleaning systems

High pressure gun
RB 200, 400 M22

NEW



Order No. 4789 500 1300

High pressure gun
w/grip RB 600,
800 QC*

NEW



Order No. 4791 500 1300

3 pack 2.7° nozzles
15 deg, 25 deg, 65 deg
detergent RB 200

NEW



Order No. 4789 007 1000

5 pack 3.0° nozzles
0 deg, 15 deg, 25 deg,
40 deg, 65 deg deter-
gent RB 400

NEW



Order No. 4790 007 1000

5 pack 3.3° nozzles
0 deg, 15 deg, 25 deg,
40 deg, 65 deg deter-
gent RB 600

NEW



Order No. 4791 007 1000

5 pack 3.7° nozzles
0 deg, 15 deg, 25 deg,
40 deg, 65 deg deter-
gent RB 800

NEW



Order No. 4792 007 1000

Rotary Nozzle 5100
Max PSI QC RB 600,
800

NEW



Order No. 4900 500 1642

Pivot Coupler QC* RB
200, 400, 600, 800

NEW



Order No. 4900 500 6700

Rotary Nozzle 3000
Max PSI QC RB 200,
RB 400

NEW



Order No. 4900 500 1646

Multi function nozzle
(6 pattern selector)
4200 Max PSI QC
RB 200, 400, 600, 800

NEW



Order No. 4900 502 1022

Long range chemical
nozzle RB 200, 400,
600, 800

NEW



Order No. 4900 502 1023

Spray Lance RB 200, 400, 600 QC



NEW

Order No. 4915 500 0938

Extension lance - 1.22m. RB 200, 400, 600, 800 QC*



NEW

Order No. 4915 500 0937

1.22m wand extension QC RB 200, 400, 600, 800



NEW

Order No. 4915 500 0936

Gutter cleaner QC RB 200, 400, 600, 800



NEW

Order No. 4900 500 1904

15m High-Pressure Steel Braided Hose extension, QC. RB 600, 800



NEW

Order No. 4925 500 0811

Extension hose 7.5m M12 High-pressure hose to fit RB 200 and RB 400**



NEW

Order No. 4925 500 0817

Extension hose 12m QC* High-pressure hose to fit the RB 600



NEW

Order No. 4925 500 0809

Wand Tip QC RB 200, 400, 600, 800



NEW

Order No. 4900 500 6704

Power Broom QC RB 200, 400, 600, 800



NEW

Order No. 4900 500 3905

Rotating surface cleaner QC RB 200, 400, 600, 800






NEW

Order No. 4900 500 3904

* QC = Quick connect coupling
** M12 = 12mm screw connection



Accessories for high-pressure cleaners RE 88 – RE 163 PLUS

-  For extending the range of possible applications
-  Versatile solutions to make your work easier
-  Accessories for special cleaning applications

Wash brushes



Large area wash brush

Approx. 285 mm wide. For cleaning delicate surfaces. With integrated rubber lip for removing water residue, for RE 88 – RE 130 PLUS.

Order No. 4900 500 6000



Cleaning set

For cleaning hard-to-reach areas. Includes fan jet nozzle, large area wash brush and angled nozzle (90°), for RE 88 – RE 130 PLUS.

Order No. 4900 500 6100



Rotating wash brush

160 mm For effective cleaning of sensitive surfaces, with rotating inner brush and adjustable working angle, for RE 88 – RE 130 PLUS[®].

Order No. 4900 500 5900

Rotary wash brush

Adjustable rotary wash brush for quick and easy removal of dirt from flat surfaces, for RE 163 PLUS

Order No. 4925 500 5900



Surface cleaner



RA 82

For quick and splash-free cleaning of large horizontal surfaces, for RE 88 – RE 130 PLUS.

Order No. 4900 500 3903



RA 101

For quick and splash-free cleaning of large horizontal and vertical surfaces. Including spray lance extension, for RE 88 – RE 130 PLUS.

Order No. 4900 500 3902

Spray lances



Angled

470 mm with nozzle. For cleaning hard-to-reach areas. Reduced pressure for delicate surfaces, for RE 88 – RE 130 PLUS[®].

Order No. 4900 500 1902



Long, angled

1,080 mm with nozzle. For cleaning hard-to-reach areas. for RE 88 – RE 130 PLUS.

Order No. 4900 500 1903

Flat textile hose with holder



12m long. Low-pressure hose including holder, can be easily rolled and unrolled. Unwind before use. For space-saving storage directly on the tool. For RE 88–RE 163 PLUS^①.

Order No. 4900 500 8600

Foam nozzle



Powerful cleaning effect due to foam that adheres to the surface for a long time. Spray jet that can be adjusted vertically or horizontally, adjustable spray angle, adjustable spray angle, dosage button for cleaning agent concentration, 1-litre bottle with large filler opening.

For RE 88–RE 130 PLUS.

Order No. 4915 500 9600

For RE 163 PLUS

Order No. 4925 500 9600

Suction set



3 m long. For low-pressure water supply from rain water tanks and cisterns. It is recommended that a water filter is fitted, for RE 88 – RE 163 PLUS.

Order No. 4900 500 0500

High-pressure hose extensions^③



For more range. With quick-release coupling.

9 m, steel-reinforced for RE 109 – RE 130 PLUS

Order No. 4915 500 0836

10 m, steel-reinforced for RE 108 – RE 130 PLUS

Order No. 4900 500 8212

Pipe cleaning set



15 m long. Also suitable for smaller diameter pipes. With nozzle, for RE 88 – RE 163 PLUS.

Order No. 4900 500 8000


Wet sandblasting device



For wet sandblasting of brickwork and metal parts. For RE 88 – RE 163 PLUS.

Order No. 4900 500 1801

Spray lances



Straight, without nozzle^④. With quick-release coupling. For RE 163 PLUS.

Length 1,070 mm

Order No. 4925 500 0962

Length 1,800 mm

Order No. 4925 500 0963

Length 2,500 mm

Order No. 4925 500 0964

Spray lances with rotary nozzle



Straight version. For attacking particularly stubborn dirt, rapidly rotating pencil jet for large areas, quick-release coupling. For RE 163 PLUS.

Order No. 4925 500 8304

High-pressure hose coupling



For connecting high-pressure hoses. For RE 163 PLUS.

M24 x 1.5

Order No. 4925 503 0800

Water filter

Protects the pump against dirt from the water supply. $\frac{3}{4}$ " attachment.



Standard filter

For RE 88 – RE 163 PLUS.

Order No. 4900 500 5402



Professional filter

For RE 163 PLUS.

Order No. 4900 500 5401

Spray lance extension



410 mm long. For RE 88 – RE 130 PLUS for models built since 2007.

Order No. 4900 500 0303

① Recommended for RE 88, RE 90, RE 109, re 110, RE 119, RE 120, RE 129 and RE 130 PLUS: Use in combination with the spray lance extension (Order No. 4900 500 0303)

② Recommended for RE 109, RE 110, RE 119 and RE 120: When used in combination with the hose attachment (Order No. 4900 501 2001) the flat hose with holder can be stored directly on the cleaner. Max. water supply temperature = 20°C

③ High-pressure hose extension cannot be rolled up on a hose reel

④ Use of a nozzle protector is recommended



Cleaning agents and maintenance products for high-pressure cleaners

- Designed specifically for use with STIHL high-pressure cleaners
- The right cleaning agent for every job
- Blasting granulate for the toughest dirt and grime

Auto & Outdoor Cleaner / Degreaser



For heavy duty cleaning of wheels, heavy equipment, engines, parts & tools, floors, driveways and more.

Spray bottle, 750 ml ready to use

Order No. 7004 871 0446

4 l concentrate

Order No. 7004 871 0449

Auto Wash & Wax



Foam premium vehicle wash for cars, bikes, trucks and boats. Quickly removes soils, road grime and bugs.

1 l

Order No. 7004 871 0447

4 l

Order No. 7004 871 0448

Hand Wash Gel



Waterless gel, perfect for use in workshops, garages and at home.

Heavy duty hand cleaner, 500 gm

Order No. 7004 871 0445



Accessories for high-pressure cleaners RE 163 PLUS

- Extra equipment for the professional models
- Special nozzles, wash brushes and other accessories for special cleaning applications

Foam nozzle



Powerful cleaning effect due to foam that sticks to the surface for a long time to help lift the dirt. Spray jet that can be adjusted vertically or horizontally, adjustable spray angle, dosage button for cleaning agent concentration, 1 litre bottle with large filler opening. For RE 163 PLUS.

Order No. 4925 500 9600



STIHL professional tip:

Our professional cleaners come with a straight spray lance and 30° high-pressure nozzles as standard. With the right accessories, you can optimise them to exactly suit your individual cleaning requirements. For example, when cleaning large areas it's more efficient to use a 60° nozzle. For spots that are hard to reach, an angled spray lance can be a real advantage.

Order number	Operating pressure (bar)	Max. pressure (bar) ①	Min. water throughput (l/h)	Max. water throughput (l/h)	Max. water supply temperature (°C)	Weight, ready for operation (kg)	Power consumption (kW)	Sound pressure level ② (dB(A))	Sound power level ② (dB(A))	Vibration level ③ (m/s²)	Power cable length (m)	
High-pressure cleaners, compact range ④												
RE 88	4787 012 4504	10–100	120	350	520	40	8.9	1.7	78.0	90.5	< 2.5	5
RE 90 NEW <small>Available from Spring 2019!</small>	4951 012 4511	10–100	120	350	520	40	9.6	1.8	80.0	88.0	< 2.5	5
RE 109	4776 012 4504	10–110	120	380	440	40	17.7	1.7	68.3	81.1	< 2.5	5
RE 110 NEW	4950 012 4524	10–110	120	380	440	40	17.6	1.7	67.0	81.0	< 2.5	5
RE 119	4777 012 4503	10–125	140	400	500	60	19.2	2.1	67.0	79.8	< 2.5	5
RE 120 NEW	4950 012 4543	10–125	140	400	500	40	20.0	2.1	67.0	81.0	≤ 3.8	5
RE 129 PLUS	NLA*	10–135	150	420	500	60	20.0	2.3	70.7	83.5	< 2.5	5
RE 130 PLUS NEW	4950 012 4564	10–135	150	420	500	40	21.2	2.3	72.0	86.0	< 2.5	5
High-pressure cleaners, mid range ④												
RE 163 PLUS	4769 012 4504	10–120	160	570	650	60 ⑤	27.6	3.3 ⑥	79.7	92.8	< 2.5	5
Cleaning systems – Petrol High Pressure Cleaners ④												
RB 200 NEW	7004 200 0015	170	–	–	520	52	28.0	–	90.0	103.0	–	–
RB 400 NEW	7004 200 0016	185	–	–	620	52	41.0	–	93.0	102.0	–	–
RB 600 NEW	7004 200 0017	220	–	–	680	52	53.0	–	90.0	103.0	–	–
RB 800 NEW	7004 200 0018	290	–	–	910	52	76.0	–	93.0	106.0	–	–

● As standard
○ Retrofittable (accessory)

① Max. permissible system pressure
② K factor according to Dir. 2006/42/EC = 2.0 dB(A)

③ K-factor according to Dir. 2006/42/EC = 1.5 m/s² (RE 90), 2.0 m/s² (from RE 100), with fan jet nozzle
④ Please comply with local waste water regulations when using STIHL high-pressure cleaners

	Mains voltage (V)	Engine speed (rpm)	Cleaning agent spray set/cleaning agent tank/ external cleaning agent injector	Transparent detergent tank (l)	Detergent measuring system	High-pressure hose (length in m, steel-reinforced)	Aluminium pump head/brass pump head/ceramic pistons	Pressure/flow control on the tool/trigger	Pressure gauge	Aluminium telescopic handle	Aluminium transport handle	Folding hood for nozzle storage	Bracket for flat textile hose	Quick-release coupling on the high-pressure outlet	Integrated high-pressure hose reel	Anti-twist coupling on the lance	Rotary nozzle/2nd Spray lance with rotary nozzle
	240	18,000	●/-/-	0.5	-	6 ^⑦	●/-/-	-/-	-	-	-	-	-	-	●	●/-	
	240	15,000	●/-/-	0.5	-	6 ^⑦	●/-/-	-/-	-	-	-	-/-	-	-	●	●/-	
	240	2,800	●/-/-	0.5	-	7 ^⑦	●/-/-	-/-	-	●	-	●	o/o	●	-	●	●/-
	240	2,850	●/-/-	0.5	-	7 ^⑦	●/-/-	-/-	-	●	-	●	o/o	●	-	●	●/-
	240	2,800	●/-/-	0.5	●	8	●/-/-	-/-	-	●	●	●	o/o	●	-	●	●/-
	240	2,850	●/-/-	0.5	●	8	●/-/-	-/-	-	●	●	●	o/o	●	-	●	●/-
	240	2,800	●/-/-	0.5	●	9	●/-/-	-/-	-	●	●	●	●/o	-	●	●	●/-
	240	2,850	●/-/-	0.5	●	9	●/-/-	-/-	-	●	●	●	o/o	-	●	●	●/-
	240	2,800	-/●/●	2	●	12	-/●/●	●/-	●	●	●	●	●/o	-	●	●	●/-
	-	-	-/-/●	-	-	7.5	●/-/-	-	-	-	-	-	-	●	-	●	-
	-	-	-/-/●	-	-	7.5	-/●/●	-	-	-	-	-	-	●	-	●	-
	-	-	-/-/●	-	-	12	-/●/●	●	-	-	-	-	-	●	-	●	-
	-	-	-/-/●	-	-	15	-/●/●	●	-	-	-	-	-	●	-	●	-

⑤ With flat textile hose attached max. water intake temperature = 20°C

⑥ The electrical installation on-site must have the necessary power capacity

⑦ PVC material

* No longer available



Technology

- 1 Delayed shutdown**
Due to the automatic switch-on function, the vacuum continues to run for a short time after shutdown, so that residual dirt is vacuumed up and the hose is completely emptied.
- 2 Multiple filter system**
Thanks to the multiple filter system, both coarse and fine dust is filtered effectively. The filter element is washable, hygienic, economical and eco-friendly.

i Please note that not all products are equipped with the features listed here. Only the most important features are described on this page. For further explanations and information, see page 252 onwards or online at www.stihl.com.au.

Comfort

- 3 Integrated accessories box**
With vacuum hose and power cable holder. For easy storage of accessories on the machine.
- 4 Automatic switch-on function/power outlet (E)**
Electric power tools can be plugged into a socket on the vacuum cleaner. The vacuum cleaner is then automatically switched on and off in line with the operation of the power tool.
- 5 Filter cleaning**
Optimum performance at all times through simple and quick cleaning of the filter element.
- 6 Speed control**
For progressive adjustment of suction capacity on the machine.



Wet and dry vacuum cleaners

- Great for professionals in workshops, cleaning companies and industrial use
- For home use: SE62
- Wide range of high-quality accessories

SE 62



1.4 kW, 210 mbar, 3,600 l/min. For getting rid of dust, dirt and liquids indoors and outdoors. Wet and dry vacuuming options, blower function by moving the suction tube to the exhaust port, multiple filter system, filter cleaning, switchable floor nozzle, universal nozzle, crevice nozzle.

Order No. 4784 012 4405

SE 122



1.5 kW, 250 mbar, 3,700 l/min. Wet and dry vacuum with high suction power and large storage capacity. With multiple filter system, integrated accessories box and suction tube holder. Wet/dry vacuuming options, filter cleaning, filter element / bag, caster wheels with locking brakes, stainless steel handle with quick-release coupling.

Order No. 4774 012 4401

Accessories relating to this range can be found from page 178 onwards.

E = Automatic switch-on function/power outlet



Dust class
M

Certified wet and dry vacuum cleaners

Wet and dry vacuum cleaners are essential for cleanliness in the construction business and workshops.

SE 133 ME



1.4 kW, 250 mbar, 4,500 l/min. Full wet and dry vacuum cleaner with automatic switch-on function when used in conjunction with electric tools. Dust class M with automatic filter cleaning without loss of suction power, automatic volume flow monitoring, infinitely variable speed control, with adapter plates for carrying tool boxes, anti-static accessories also for extraction on battery-powered electric power tools.

Order No. 4786 012 4434

Adapter plates are compatible with STIHL storage boxes to fix to the top of the SE 133 ME. See page 29



Accessories for wet and dry vacuum cleaners

- For a whole range of different applications
- Nozzles for different applications
- Extension tubes and adapters
- Vacuum hoses

Filter bags



5-piece pack. Strong, tear-resistant material.

For SE 62.

Order No. 4901 500 9004

With dust seal for SE 122.

Order No. 4901 500 9007

With dust seal for SE 133 ME

Order No. 4901 500 9009

Car set



For cleaning different surfaces inside cars. Crevice nozzle (300 mm), dusting brush, brush nozzle and rubber nozzle, for SE 62–SE 133 ME.

Order No. 4901 500 9500

Wet vacuuming set



For cleaning up liquids. Wet vacuum floor nozzle, angled rubber nozzle, stainless steel filter element, for SE 62–SE 122.

Order No. 4901 500 9400

Filter elements



For regular or prolonged periods of wet vacuum operation. Stainless steel, for SE 62–SE 122.

Order No. 4901 501 0900



PTFE flat-fold filter, Dust class M, washable, for SE 133 ME.

Order No. 4786 703 5902

Heavy duty wet filters (not pictured)

For SE 61–SE 62

Order No. 7004 871 0101

For SE 122

Order No. 7004 871 4724

Filter elements



For upgrade or replacement.

Strong paper for SE 62–SE 122.

Order No. 4709 703 5900

Durable, washable PET liner, ideal for wet vacuum operation for SE 62–SE 122.

Order No. 4742 703 5900

Coarse dirt set



For cleaning up coarse dirt and debris. Coarse dirt nozzle, extension tubes (2x500 mm), connectors (2x), vacuum hose 1.75 m long, 50 mm Ø, for SE 122–SE 133 ME.

Order No. 4901 500 9300

Nozzles for cleaning floors (attachment Ø 36 mm)



Combi suction nozzle

270 mm wide. With foot-operated switch for smooth surfaces and carpets, for SE 62–SE 122.

Order No. 4901 500 2503



Aluminium floor nozzle

330 mm wide. For dry vacuuming. Removable brush insert, for SE 62–SE 133 ME.

Order No. 4901 500 2700



Wet vacuum nozzle

300 mm wide. For wet vacuuming, for SE 62–SE 133 ME.

Order No. 4901 500 7200

Nozzles for cleaning floors (attachment Ø 36 mm)



Universal floor nozzle

400 mm wide. For wet and dry vacuuming. Height-adjustable, for SE 62–SE 133 ME.

Order No. 4901 500 2705



Large area floor nozzle

450 mm wide. For large areas. Aluminium, adjustable height, with replaceable insert.

With rubber lip element for wet vacuuming

for SE 62–SE 133 ME

Order No. 4901 500 2711

Suction nozzles (attachment diameter 36 mm)



Universal suction nozzle

115 mm wide. Plastic, with lint brush e.g. for car seats, for SE 62–SE 133 ME.

Order No. 4901 502 2300



Universal suction nozzle

For SE 62–SE 122

Order No. 4901 502 2310



Coarse dirt nozzle^①

For SE 62–SE 122

Order No. 4901 502 2705

① Replacement for coarse dirt kit. Other components needed.

Suction nozzles

(attachment diameter 36 mm)



Angled rubber nozzle

185 mm long. For vacuuming delicate surfaces, SE 62–SE 133 ME.

Order No. 4901 502 2400



Crevice nozzle

300 mm long. For cleaning hard-to-reach areas. Plastic, for SE 62–SE 133 ME.

Order No. 4901 502 2200



Crevice nozzle

920 mm long. For cleaning boilers or ovens. Metal, for SE 62–SE 133 ME.

Order No. 4901 502 2201

Brush nozzles

(attachment diameter 36 mm)



Dusting brush

70 mm wide. E.g. for computer keyboards. Can be rotated, with nylon bristles, for SE 62–SE 133 ME.

Order No. 4901 502 2900



Brush nozzle

230 mm long. For cleaning delicate objects, e.g. upholstered furniture, for SE 62–SE 133 ME.

Order No. 4901 502 2600



Radiator suction nozzle

For cleaning radiators and blinds. Crevice nozzle with special brush insert, for SE 62–SE 133 ME.

Order No. 4901 500 2600

Extension tube



Attachment Ø 36 mm.

1 unit at 500 mm in length, stainless steel for SE 62–SE 133 ME

Order No. 4901 503 1601

2 units at 500 mm in length, aluminium for SE 62–SE 133 ME

Order No. 4901 503 1610

Handles



Vac hose handle for SE 62.

Order No. 4901 502 3015



Handle with connector for SE 122

Order No. 4901 500 4702

Vacuum hoses



With adapter for power tools. Ø 27 mm x 3.5 m, for SE 62.

Order No. 4901 500 0520



With adapter for power tools. Ø 27 mm x 3.5 m, anti-static, for SE 122–SE 133 ME.

Order No. 4901 500 0503



With adapter for power tools. Ø 32 mm x 3.5 m, for SE 62.

Order No. 4901 500 0519

Order number

Max. power consumption P_{max} (kW)

Max. vacuum (mbar)

Wet and dry vacuum cleaners

SE 62	4784 012 4405	1.4	210
SE 122	4774 012 4401	1.5	250

Certified wet and dry vacuum cleaners

SE 133 ME	4786 012 4434	1.4	250
-----------	---------------	-----	-----

● As standard

E = Automatic switch-on function/power outlet

M = Dust Class

Vacuum hoses



Ø 36 mm x 3.0 m for SE 122–SE 133 ME
Order No. 4901 500 0504

Hose / wand connector



Ø 50/27 mm
Order No. 4901 503 1501
 Ø 50/32 mm
Order No. 4901 503 1505
 Ø 50/36 mm
Order No. 4901 503 1500
 Ø 50/50 mm
Order No. 4901 503 1504

Adapter for power tools

For directly connecting electric power tools with vacuum capability to the vacuum hose.



Ø 32 mm. Suction power control, for SE 62.


Order No. 4901 503 1509



Ø 36 mm. Quick-release coupling, for SE 122–SE 133 ME.

Order No. 4901 500 7301

Waste bag



For easy, dust-free disposal. 5 units per pack, plastic, for SE 133 ME.

Order No. 4901 903 4900

Connector



Ø 50/50 mm

Order No. 4901 503 1200

Loading cloth

(not pictured)

Replaces the filter bags to allow bagless vacuuming. Ideal for fine dust and long working periods.

For SE 122

Order No. 4774 703 5900

Volume flow (l/min)	Weight, ready for operation (kg)	Sound pressure level [Ⓢ] (dB(A))	Mains voltage (V)	Container volume (l)	Suction hose length (m)	Hose diameter (mm)	Wet/dry vacuuming options	Automatic switch-on function/power outlet (E)	Multiple filter system	Filter cleaning, automatic/manual	Paper/liner filter element	Liner filter bag	Handle with quick-release coupling	Plastic/stainless steel vacuum attachment	Switchable floor nozzle	Universal nozzle, crevice nozzle	Adapter for power tool use	Speed control	Soft start-up	Delayed shutdown
3,600	7.5	70.9	240	20	2.5	32	●	–	●	–/●	●	●	●	●	●	–	–	–	–	–
3,700	12.1	65.1	240	30	3.0	36	●	–	●	–/●	●	●	–/●	●	●	–	–	–	–	–
4,500	16.0	68.0	240	42	5.0	32	●	●	●	●	–/●	–/●	●	●	●	●	●	●	●	●

Ⓢ K factor according to Dir. 2006/42/EC = 2.0 dB(A)



**Maintenance
can be hard
work...
but passion
shines
through.**

Wherever you do your work, our mistblowers and sprayers take the strain out of tough jobs. Their ergonomic design enables you to save your strength – particularly on difficult terrain. What's more, the significant range offered by these tools means they can also be used to treat larger areas.



Mistblowers and accessories

185

» Overview

186

Sprayers and accessories

187

» Overview

189



Technology

1 2-in-1 conversion mechanism

The SR 450 can be switched easily from spraying to dusting at the turn of a handle – there's no need for a conversion kit.

Comfort

2 Tank with large filler opening

Due to the large filler opening, the container can be filled quickly and cleanly. The inside of the container is easily accessible, making it simple to clean.

3 Metering system with easy metering lever

The large metering lever on the SR 450 for dusting or spraying granules is just below the control handle. In just a few seconds, you can switch the flow of powder on and off and set the exact amount in precise stages.

4 One-handed multi-function handle

The engine controls and the valve for the sprayer element are on the control handle. In addition to the engine controls, you can switch the sprayer element on and off quickly and effortlessly with one hand.

i Please note that not all products are equipped with the features listed here. Only the most important features are described on this page. For further explanations and information, see page 252 onwards or online at www.stihl.com.au.



Mistblowers and accessories

- For use on farms, orchards and vineyards
- For spreading liquids, granules and seeds
- Ergonomic and less tiring
- Perfect for use on tall-growing plants

SR 450




63.3 cm³, 14 l, 12.8 kg^①. Powerful mistblower for high horizontal range. With simple starting technology, comfortable shoulder straps and single-hand controls. Fitted with a 2-in-1 conversion mechanism for dusting and spraying granules. Easy and precise dust metering.

Order No. 4244 011 2602

For suitable fuels and lubricants, see page 210 onwards.

^① Weight excluding fuel, fully assembled

Pressure pump attachment set



Increases the application rate while spraying upwards. Ideal for efficiently spraying medium to tall trees. Mixes the liquid in the tank.

For SR 450
Order No. 4244 007 1004

ULV nozzle set

For spreading small amounts of liquid.



For SR 450
Order No. 4244 007 1002

Hip belt



Distributes the weight across the hips and shoulders and therefore ensures heightened user-comfort. For SR 450

Order No. 4203 710 9102



STIHL professional tip:

The sprayer is ideal for treating field crops such as young plants, seedlings, vegetables, ornamental plants, low shrubs and small trees. It enables precise distribution of the liquid and ensures that neighbouring plants are not affected. Vertical crops such as high vegetables, grape vines, shrubs and trees are treated using a mistblower. The petrol engine turns the blower wheel and generates a flow of air that blows the leaves around. The liquid is dispensed in the air flow. In this way, the agent also affixes itself to the undersides of the leaves.

Mistblowers ^⑤		Order number	Displacement (cm ³)	Container capacity (l)	Weight (kg) ^①	Sound pressure level ^② (dB(A))	Sound power level ^② (dB(A))	Vibration level ^③ (m/s ²)	STIHL engine (2-MIX/4-MIX ^④)	Max. air throughput (m ³ /h) ^④	Max. horizontal range (m)	STIHL anti-vibration system	STIHL ElastoStart	Long-life air filter system	Dusting function	One-handed multi-function handle
SR 450	4244 011 2602	63.3	14	12.8	101	110	1.9	2-MIX	1,300	14.5	●	●	●	●	●	

● As standard

① Weight excluding fuel, fully assembled

② K factor according to Dir. 2006/42/EC = 2.0 dB(A)

③ K factor according to Dir. 2006/42/EC = 2 m/s²

④ Excluding blower attachment

⑤ All local regulations must be followed when using mistblowers



Sprayers and accessories

- For use around the house and garden and for mid-sized crops
- For treating individual plants and precisely distributing liquid pesticides and fertilisers
- Perfect for use in fields and wide spaces

SG 11 PLUS



1.5 l, 0.46kg[Ⓞ]. Ergonomic, easy to use hand sprayer with adjustable nozzle for distributing cleaning agents and solvents. 1.5 l filling volume, 3 bar maximum pressure, EPDM seals for cleaning agents and solvents from pH range 7 – 14.

Order No. 4255 019 4912

SG 21



3.0 l, 1.2 kg[Ⓞ]. Hand-held sprayer, particularly easy to manoeuvre, for use on balconies and in gardens. Comfortable transport thanks to harness. With hollow cone nozzle as standard.

Order No. 4255 019 4921

SG 31



5.0 l, 1.8 kg[Ⓞ]. Manual sprayer. Simple to operate due to large filler opening, shut off valve and telescopic tube. With hollow cone and fan jet nozzle as standard.

Order No. 4255 019 4930

SG 51



12.0 l, 4.5 kg[Ⓞ]. Backpack sprayer. Option to mount pump lever on both sides as well as with width and length adjustment. Robust design for long service life, even when used continuously.

Order No. 4255 019 4950


















SG 71










18.0 l, 4.8 kg[Ⓞ]. Backpack sprayer. Option to mount pump lever on both sides as well as length adjustment. High-quality straps and moulded back panel for optimal user comfort. Ergonomic shut-off valve with pressure gauge.

Order No. 4255 019 4970

Mistblowers and sprayers

	Order number	Suitable for sprayers	Spraying angle/spray pattern [Ⓞ]	Material	Optimal spraying pressure (bars)	Use
Extension tube 	4255 500 0301	SG 11 (Length 20 cm)		Plastic	–	Extension tube for SG 11, equipped with fan jet nozzle. For treating plants that are difficult to access like thorn bushes and roses.
Extension tube 	4255 500 0300	SG 21, SG 31, SG 51, SG 71 (length 50 cm)	–	Brass	–	For precise treatment from greater distances, for example of trees and shrubs.
Telescopic tubes 	4255 500 0900	SG 51, SG 71 (Length 52–90 cm)	–	Plastic	–	Can be continuously extended to increase the spray range to up to 90 cm.
	4255 500 2101	SG 31, SG 51, SG 71 (Length 159–300 cm)	–	Brass	–	Can be continuously extended to increase the spray range to up to 300 cm.
Spray guard 	4255 500 5800	SG 21, SG 31, SG 51, SG 71	80° 	Plastic	–	Minimises the wind contact area and therefore reduces spray drift. Prevents the spray from coming into contact with nearby plants.
Fork nozzle 	4255 500 8500	SG 21, SG 31, SG 51, SG 71	85° 	Plastic	2.0	Ideal for treating large surfaces or two flower beds at the same time, nozzle direction can be individually adjusted.
Pressure valves 	4255 500 7400	SG 31, SG 51, SG 71 Yellow	–	Plastic	1.0	Keeps the pressure constant (depending on version) with a deviation of ± 10%. The constant pressure reduces fluctuations in the application rate, making your work more effective.
	4255 500 7401	SG 31, SG 51, SG 71 Red			1.5	
	4255 500 7402	SG 31, SG 51, SG 71 Blue			2.0	
Nozzle set 	4255 007 1000	SG 11, SG 21, SG 31, SG 51, SG 71	 	Plastic	–	Includes two fan jet nozzles for treating large areas and two hollow cone nozzles for spraying individual plants. (For mounting on SG 51 and SG 71, a nozzle holder is needed.)
Wide brass spray bars 	4255 500 9702	SG 51, SG 71 (Length 100 cm)	80° 	Brass	2.0	Wide spray bars with three fan jet nozzles for spreading pesticides over large areas. Get your work done more quickly with a larger working width.
Fan jet nozzle 80-04 	4255 502 1700	SG 21, SG 31, SG 51, SG 71	80° 	Brass	2.0	Fan jet nozzle with large calibre for application across a large area. Highly suitable for coarse-droplet weed killing. (For mounting on SG 51 and SG 71, a nozzle holder is needed.)
Fine filter 100 M for shut-off valve 	4255 502 0701	SG 31, SG 51, SG 71	–	Plastic	–	Fine filter for the shut-off valve. Low throughput prevents blocking of nozzles.

[Ⓞ] More information is available in the glossary on page 260

	Order number	Suitable for sprayers	Spraying angle/spray pattern ^①	Material	Optimal spraying pressure (bars)	Use
Accessories for sprayers						
Adjustable nozzle 	4255 700 6302	SG 21, SG 31, SG 51, SG 71		Brass	2.0	With the adjustable brass nozzle, the spray pattern can be adjusted from hollow cone to full jet. For an optimal spray result even under varying conditions or in different applications.
Fan jet nozzle 65-0025 	4255 502 1701	SG 21, SG 31, SG 51, SG 71		Brass	2.0	Fan jet nozzle with small calibre and low throughput for very fine and targeted spray distribution. (For mounting on SG 51 and SG 71, a nozzle holder is needed.)
Hollow cone nozzle 2.5 mm 	4255 700 6303	SG 21, SG 31, SG 51, SG 71		Brass	2.0	Special nozzle with large calibre for high throughput amounts. Especially ideal for liming.
Nozzle holder 	4255 500 2800	SG 21, SG 51, SG 71	–	Plastic	–	Necessary for mounting the fan jet nozzle onto the equipment.

	Order number	Container capacity (l)	Weight (kg) ^②	Pressure gauge
Sprayers^③				
SG 11 PLUS	4255 019 4912	1.5	0.46	–
SG 21	4255 019 4921	3.0	1.2	–
SG 31	4255 019 4930	5.0	1.8	–
SG 51	4255 019 4950	12.0	4.5	●
SG 71	4255 019 4970	18.0	4.8	●

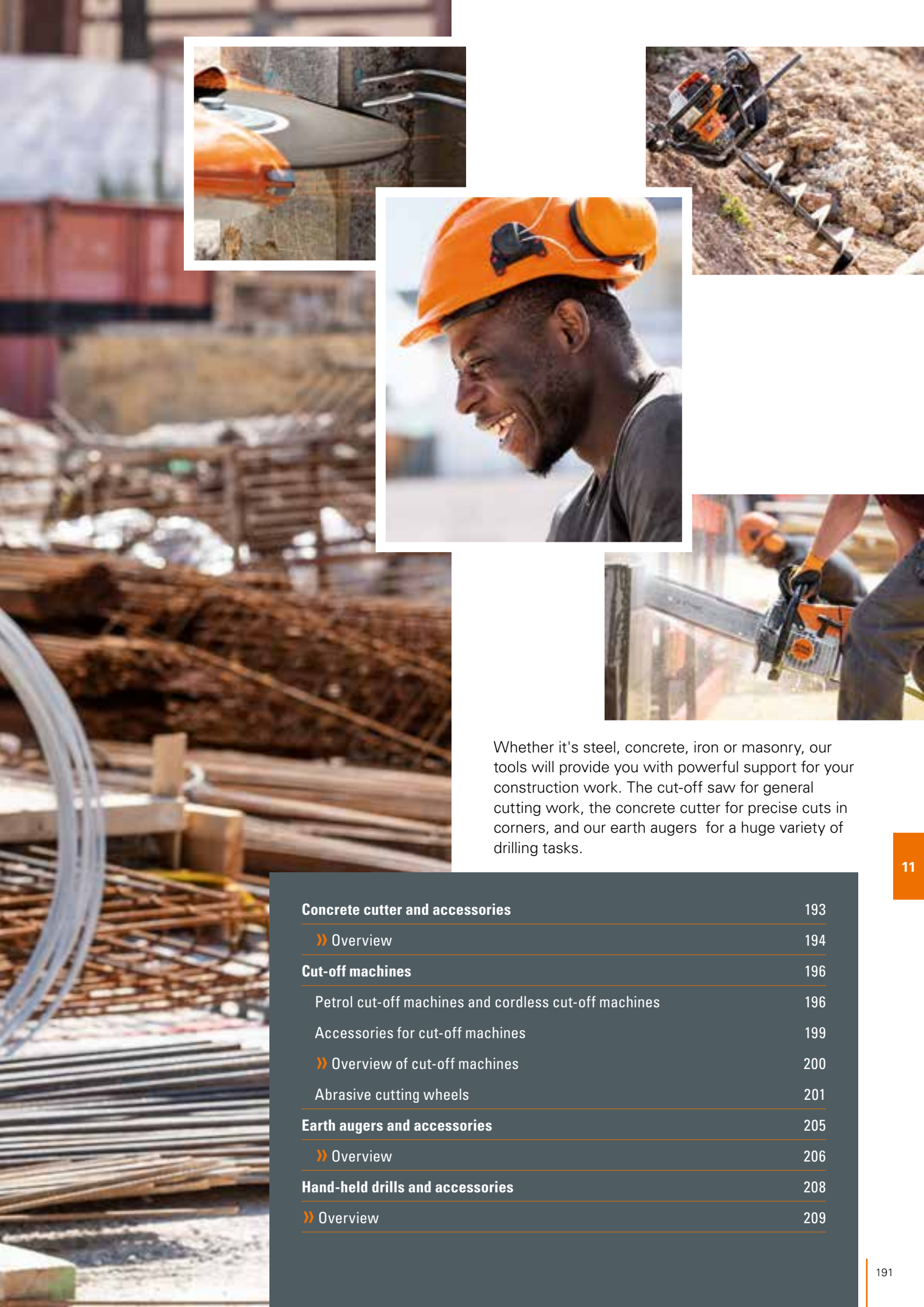
● As standard

② Excluding content

③ All local regulations must be followed when using sprayers

Concrete cutters, cut-off machines and earth augers

For the
toughest of
jobs ...
you can
count on
STIHL.



Whether it's steel, concrete, iron or masonry, our tools will provide you with powerful support for your construction work. The cut-off saw for general cutting work, the concrete cutter for precise cuts in corners, and our earth augers for a huge variety of drilling tasks.

Concrete cutter and accessories	193
» Overview	194
Cut-off machines	196
Petrol cut-off machines and cordless cut-off machines	196
Accessories for cut-off machines	199
» Overview of cut-off machines	200
Abrasive cutting wheels	201
Earth augers and accessories	205
» Overview	206
Hand-held drills and accessories	208
» Overview	209



Technology

- 1 Long-life air filter system**
The air filter system keeps even the finest dust away from the engine which means a longer service life. Thanks to special materials, the filter can be washed with STIHL Varioclean and warm water.
- 2 STIHL 2-MIX engine**
The STIHL 2-MIX engine is both powerful and economical. Separating the exhaust emissions from the unburnt gas minimises scavenging losses, and therefore increases the power output while reducing consumption.
- 3 Diamond concrete-cutter chains**
The STIHL chain for wet cutting of stone comes with pre-sharpened diamond segments for top performance from the very first cut. The structure of the chain –complete with humped drive links – guarantees quiet, low-vibration operation.
- 4 Guide bars with water supply**
The guide bars are fitted with water channels that wash and cool the chain, the groove in the guide bar and the sprocket nose. This ensures the long service life of the bar and chain, while also minimising the production of dust.

Comfort

- 5 Side-mounted chain tensioning**
The side-mounted chain tensioning makes it easy to safely tension the chain. .
- 6 Water connection with dosing tap**
Quick and easy to connect to a hose for dust suppression and chain cooling.



This symbol stands for LowStretch technology. A special hard coating protects the rivets and drive links from wear. This reduces chain elongation.



This symbol stands for wet cutting and indicates the use of water while cutting. The water suppresses the creation of dust and helps to cool and lubricate the tool.



Please note that not all products are equipped with the features listed here. Only the most important features are described on this page. For further explanations and information, see page 252 onwards or online at www.stihl.com.au.



Concrete cutter and accessories

- For professional construction workers
- Ideal for wet cutting concrete, stone and masonry as well as pipes
- Tailor made for cutting out corners in wall openings
- The perfect partner to our cut-off saw

GS 461



76.5 cm³, 4.3 kW/5.8 hp, 7.6 kg^①. Handles like a chainsaw, with the power of a cut-off saw. Side-mounted chain tensioning, STIHL anti-vibration system, water connection, decompression valve, STIHL ElastoStart, wear-resistant starter cord, HD2 filter, tank with bayonet fuel cap for upright refuelling, 2-MIX engine.

Bar length ^②	Order No.
40 cm	4252 200 0030



STIHL professional tip:

The concrete cutter perfectly complements the classic cut-off saw as it's ideal for precisely cutting corners. First, the corners are pre-cut (pierced) using the concrete cutter and then the long, straight cuts are carried out using the cut-off saw. When using both tools, even larger openings can be cut efficiently and precisely. The resulting cut-outs can be incredibly heavy, so they should first be measured and, if required, divided into several pieces.

For suitable fuels and lubricants, see page 210 onwards.

^① Weight excluding fuel, guide bar and diamond cutter chain

^②The actual bar length is shorter than the stated bar length

36 GBE diamond cutter chain^①



For quick, quiet and low-vibration wet cutting. Suitable for abrasive building material like brick and lime sand brick. Pre-sharpened diamond segments, LowStretch technology.

Bar length ^②	Order No.
30 cm / 12"	3211 000 0054
40 cm / 16"	3211 000 0064


Rollomatic G guide bar



With water channels in guide bar and sprocket nose. Especially developed for the GS 461, the bar has two holes for extending the tensioning range, hardened chain track.

Bar length ^②	Order No.
30 cm / 12"	3006 000 1205
40 cm / 16"	3006 000 1213

36 GBM diamond cutter chain^①



For quick, smooth and low-vibration wet cutting through concrete and hard stone. Limited suitability for cutting brick and ductile cast iron pipes. Pre-sharpened diamond segments, with LowStretch technology.

Bar length ^②	Order No.
30 cm / 12"	3210 000 0054
40 cm / 16"	3210 000 0064

Guide claw



Guide and support when cutting through concrete and brickwork. Made of hardened, galvanized steel, for GS 461.

Order No. 4252 660 0900

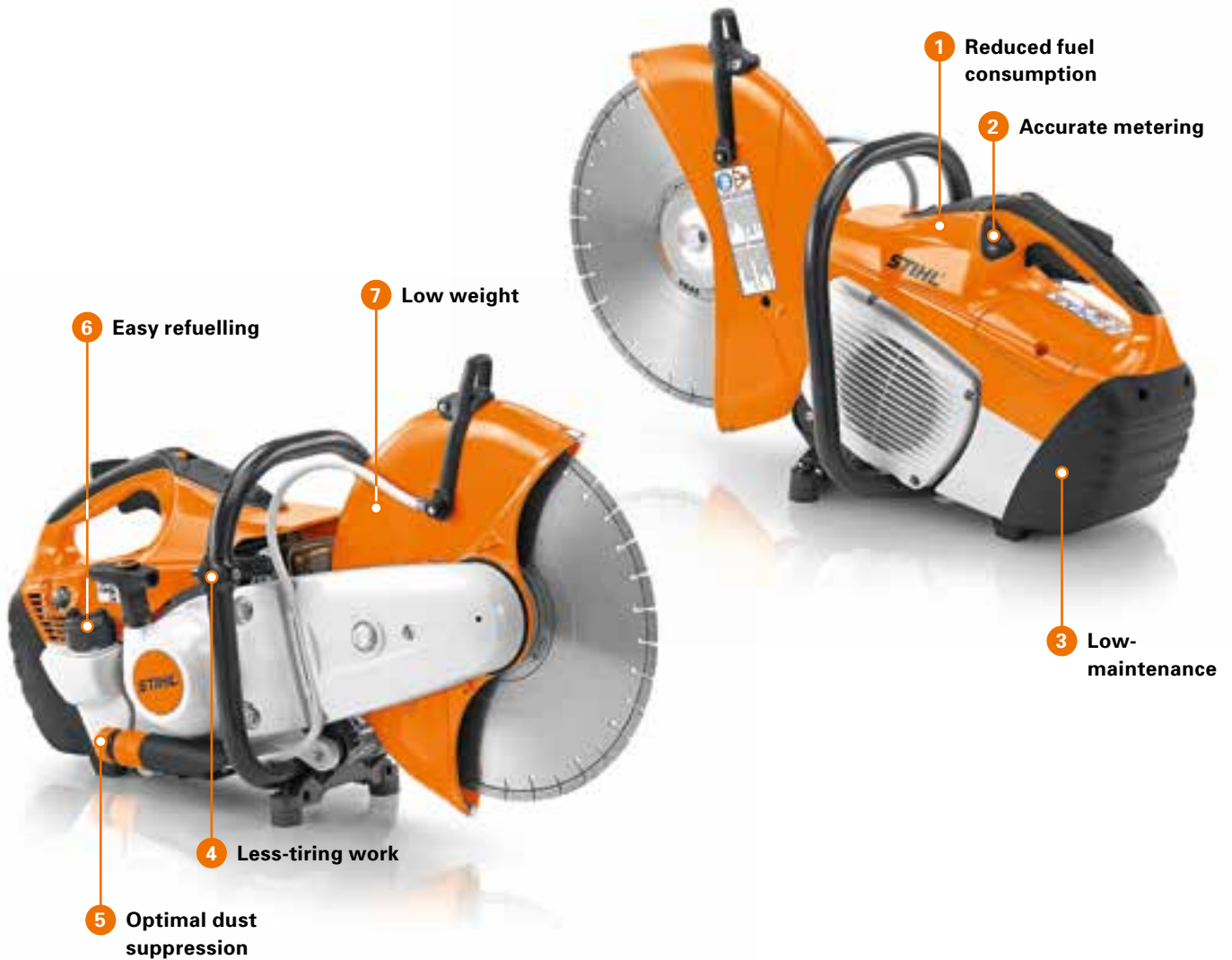
Order number	Bar length (cm) ^②	Displacement (cm ³)	Power output (kW/HP)	Weight (kg) ^③	Sound pressure level ^④ (dB(A))	Sound power level ^④ (dB(A))	Vibration level, left/right ^④ (m/s ²)	STIHL engine (2-MIX/4-MIX [®])	Saw chain pitch	STIHL diamond cutter chain	Side-mounted chain tensioning	Decompression valve	STIHL anti-vibration system	STIHL ElastoStart	ID2 filter	Tool-free fuel cap	Water connection	Wear-resistant starter cord
GS 461	4252 200 0030	40	76.5	4.3/5.8	7.6	105	115	4.5/4.0	2-MIX	3/8"	GBM	●	●	●	●	●	●	●

● As standard


③ Weight excluding fuel, guide bar or diamond cutter chain
 ④ K factor according to Dir. 2006/42/EC = 2.0 dB(A)

④ K factor according to Dir. 2006/42/EC = 2 m/s²

① Diamond cutter chains include a rim sprocket
 ② The actual bar length is shorter than the stated bar length



Technology

- 1 STIHL Injection (i)**
Electronically controlled fuel injection ensures smooth-running at all times and reduces fuel consumption. 
- 2 Electronic water control**
The water supply switches on and off automatically. It is easy to meter the water supply via simple buttons.
- 3 Long-life air filter system with cyclone air routing**
The filter has a service life of up to one year (depending on the operating conditions) and doesn't require regular cleaning.

i Please note that not all products are equipped with the features listed here. Only the most important features are described on this page. For further explanations and information, see page 252 onwards or online at www.stihl.com.au.

Comfort

- 4 STIHL anti-vibration system**
Our anti-vibration system reduces handle vibrations, so you'll find the tool less tiring and more comfortable to use – especially when you're freehand cutting.
- 5 Water connection**
A water connection comes as standard and supplies the cutting wheel with water for wet cutting, resulting in less dust.
- 6 Tool-free fuel cap**
Special caps mean you can open and close the tank cap quickly, easily and without tools.
- 7 Magnesium guard**
The cutting wheel guard is not only ergonomically designed, but it's made of die-cast magnesium and is remarkably light.



TS 420



66.7 cm³, 3.2 kW/4.4 hp, 9.7 kg[Ⓢ]. An all-purpose cut-off saw. For 350mm cutting wheels to cut up to 125mm deep. STIHL anti vibration system ensures especially low vibration levels to achieve a very precise cut. Long-life air filter system, strength-saving start-up process thanks to the decompression valve, economical 2-MIX engine.

Order No. 4238 011 2808



STIHL professional tip:

The guard in the TS 440 can be adjusted in such a way that the cutting wheel is accessible from the top. This makes cut guidance significantly easier when cutting through pipes, particularly in the lower sections and in corners, as well as cutting into walls. The STIHL QuickStop cutting wheel brake supports you in the process. When the wheel guard is open and if there is sufficient resistance, the cutting wheel is stopped in a fraction of a second, triggered by a sensor.



Comprehensive information on "**Safe working with the cut-off machine**" can also be found at www.stihl.com.au/safety-brochure

Illustrations include optional equipment

i = STIHL Injection

Ⓢ Weight excluding fuel and abrasive cutting wheel

Petrol cut-off machines and battery cut-off machines

- A range of hand-held tools
- Ideal for heavy duty cutting on construction sites
- Can cut concrete, stone, asphalt, metal and bricks
- Battery power tools for cutting flooring panels, tiles, bricks and reinforcement mats


TS 440



66.7 cm³, 3.2 kW/4.4 hp, 11.1 kg[Ⓢ]. Cut-off machine with extended guard protection and the unprecedented STIHL QuickStop cutting wheel brake. For 350 mm cutting wheels. This guard is adjustable to the rear, making it an efficient tool for cutting pipes, and for use in areas that are difficult to access. Equipped with electronic water control, long-life filter system.

Order No. 4238 011 2809

TS 500i



72.2 cm³, 3.9 kW/5.3 hp, 10.2 kg[Ⓢ]. An all-purpose cut-off saw with STIHL Injection. For 350mm cutting wheels to cut up to 125mm deep. Electronically controlled fuel injection ensures straight forward operation and optimal running performance. With just one start position, the device is particularly easy to start. Electronic water control for easy water supply metering. STIHL anti-vibration system ensures especially low vibration levels to help achieve a very precise cut. STIHL ElastoStart and the decompression valve make starting the machine notably easier. High torque, with economical 2-MIX engine.

Order No. 4250 011 2808

For suitable abrasive cutting wheels, see page 201 onwards.

For suitable fuels and lubricants, see page 210 onwards.



TS 700



98.5 cm³, 5.0 kW/6.8 hp, 11.7 kg^①. Powerful cut-off saw. For 350mm cutting wheels to cut up to 125mm deep. The cut-off saw is perfectly suited to use with the FW 20 cart. Equipped with decompression valve and STIHL ElastoStart for strength saving start-up process and the long-life air filter system. Economical 2-MIX engine.

Order No. 4224 011 2807

TSA 230




World's first cordless cut-off saw with 9"/230mm cutting wheel for wet cutting. Particularly useful for roof tiles and metalwork. Easy to control, light weight yet powerful. Suitable for indoor and outdoor use, up to 70mm cutting depth, water connection with on/off valve and hose coupling. Tool free spindle lock, maintenance free belt drive. Weight: 3.9 kg^②.

TSA 230 excluding battery and charger

Order No. 4864 011 6600

TS 800



98.5 cm³, 5.0 kW/6.8 hp, 12.7 kg^①. Powerful cut-off saw. For 400mm cutting wheels with cutting depth of 145mm. Reduced weight due to magnesium guard. Can be operated by hand or with the FW 20 cart. Equipped with decompression valve and STIHL ElastoStart for strength saving start-up process and the long-life air filter system. Economical 2-MIX engine.

Order No. 4224 011 2808

For suitable lithium-ion batteries and other accessories, see page 8 onwards.



For low-dust work

For suitable abrasive cutting wheels, see page 201 onwards.

TSA 230 with SE 133 ME

An indispensable addition for dust-intense use in indoor areas.

» More on page 178

① Weight excluding fuel and abrasive cutting wheel
 ② Weight excluding battery and abrasive cutting wheel
 ③ Explanation of symbols on page 253
 Illustrations include optional equipment



Accessories for cut-off saws

- Accessories that allow your cut-off saw to do more and make it easier to use
- A cart helps you make precise cuts for longer distances
- Simple, tool-free assembly/ disassembly of the cut-off saw

FW 20 cart with attachment kit



For accurate cuts over long distances, with depths accurate to the millimetre. Suitable for all hand-held STIHL cut-off saws, an attachment kit with a quick-mounting system is included.

For TS 420, TS 500i
Order No. 7004 200 0005

For TS 700, TS 800
Order No. 7004 200 0008

Attachment set for water tank



13 l. For the FW 20 cart. With coupling sleeve.

Low profile.

Order No. 4224 007 1018

Upright with water cut-off valve.

Order No. 4224 007 1005

Cutting direction indicator



For the FW 20 cart.

Order No. 4205 007 1009

Quick-mounting system conversion kit



For the FW 20 cart.

For TS 400
Order No. 4223 790 0702

For TS 420, TS 500i
Order No. 4250 790 0702

For TS 700, TS 800
Order No. 4224 790 0705



STIHL professional tip:

The FW 20 cart can be folded together and easily stored. One person can transport it effortlessly. Even the quick-release device boasts many advantages making the cut-off machine multi-talented. That's how you benefit from having two tools in one – cut-off machine and compact cart-mounted cut-off machine.

TSA 230 Depth stop



The depth stop with vacuum attachment enables dust-free cutting of construction materials. Allows for exact and continuously adjustable cutting depth, for TSA 230.

Order No. 4864 690 0801

Wheel kit



Attachment kit for the front foot. The cut-off machine is supported on flat surfaces, smooth-running wheels facilitate moving the tool, for TS 420, TS 500i, TS 700 and TS 800.

Order No. 4224 007 1014

Pressurised water container



10 litre. For mobile water supply to cut-off saws on construction sites with no water connections. Not recommended for the GS 461.

Order No. 0000 670 6000

Shaft sleeve (not pictured)

Adapter for diamond abrasive wheels. 1" bore made of brass, for all cut-off machines with 20 mm shaft.

Order No. 0000 708 4200

VISION safety glasses



Very light glasses with a sporty design. Large lenses with 100 % UV protection, scratch-resistant exterior and interior. AS/NZS 1337.1

Clear

Order No. 7004 884 0300

Mirrored

Order No. 7004 884 0301

Smoked

Order No. 7004 884 0302

Protective equipment is listed from page 228 onward.

Order number		Displacement (cm ³)	Power output (kW/hp)	Rated voltage (V)	Weight (kg)	Sound pressure level [ⓐ] (dB(A))	Sound power level [ⓐ] (dB(A))	Vibration level, left/right [ⓑ] (m/s ²)	STIHL engine (2-MIX/4-MIX [ⓐ])	Total length (cm)	Abrasive cutting wheel (mm)	Max. cutting depth (mm)	Decompression valve	STIHL anti-vibration system	STIHL ElectroStart	Water connection	Wear-resistant	Magnesium starter cord	Electronic guard	QuickStop water control	Cyclone air routing	STIHL Injection (l)
Petrol cut-off machine[ⓐ]																						
TS 420	4238 011 2808	66.7	3.2/4.4	–	9.7 [ⓐ]	98 [ⓐ]	109 [ⓐ]	3.9/3.9	2-MIX	72.5	350	125	●	●	○	●	●	–	–	●	–	
TS 440	4238 011 2829	66.7	3.2/4.4	–	11.1 [ⓐ]	97 [ⓐ]	109 [ⓐ]	3.4/4.0	2-MIX	72.5	350	125	●	●	○	●	●	●	●	●	–	
TS 500i	4250 011 2808	72.2	3.9/5.3	–	10.2 [ⓐ]	98 [ⓐ]	112 [ⓐ]	2.4/2.0	2-MIX	73.0	350	125	●	●	●	●	●	●	–	●	●	
TS 700	4224 011 2807	98.5	5.0/6.8	–	11.7 [ⓐ]	101 [ⓐ]	113 [ⓐ]	6.6/4.5	2-MIX	85.0	350	125	●	●	●	○	●	–	–	●	–	
TS 800	4224 011 2808	98.5	5.0/6.8	–	12.7 [ⓐ]	101 [ⓐ]	113 [ⓐ]	6.5/3.9	2-MIX	89.0	418	150	●	●	●	○	●	–	–	●	–	
Battery cut-off machine[ⓐ]																						
TSA 230	4864 011 6600	–	–	36	3.9 [ⓐ]	103 [ⓑ]	114 [ⓑ]	3.5/3.5	–	55.0	230	70	–	–	–	●	–	–	–	–	–	

● As standard
○ Retrofittable (accessory)




i = STIHL Injection

ⓐ K factor according to Dir. 2006/42/EC = 2.0 dB(A)
 ⓑ K factor according to Dir. 2006/42/EC = 2 m/s²
 ⓐ With composite resin abrasive cutting wheel
 ⓑ Weight excluding fuel and abrasive cutting wheel
 ⓐ Weight excluding battery and abrasive cutting wheel

ⓐ Measurement according to ISO 19432
 ⓑ Measurement with abrasive cutting wheels according to EN 60745-2-22
 ⓐ excluding battery and charger



Abrasive cutting wheels

-  Composite resin abrasive and diamond cutting wheels for cutting natural stone, asphalt, steel and concrete
-  Designed to perfectly fit STIHL cut-off machines
-  Long service life and high cutting performance

Composite resin abrasive cutting wheels



Structural steel

For cutting structural steel and metal profiles in construction and in metal processing operations.






Asphalt/ductile cast iron

Cutting wheel for road construction and pipeline engineering, specially for cutting ductile cast iron pipe.



Stone

Cutting wheel for bricks and general use in construction. Also for wet-cutting stone without creating dust clouds.

Composite resin abrasive cutting wheel			
		Order number	Diameter (mm)
Structural steel 	K-ME	0835 012 7000	230
		0835 010 7000	300
		0835 010 7001	350
		0835 012 7001 ®	350
		0835 010 7002	400
Asphalt/ductile cast iron 	K-DG	0835 030 7001	350
		0835 030 7002	400
Stone 	K-BA	0835 020 7001	350
		0835 020 7002	400

© Suitable for TS 440

Diamond abrasive wheels



Universal

Our highest quality diamond cutting wheels designed for cutting a variety of materials on construction sites. Excellent cutting performance. Available in different versions: SB80 and X100 for good durability and quick cutting of building blocks, granite and construction steel up to 10mm. BA80 for quick cutting of asphalt, building blocks and concrete.



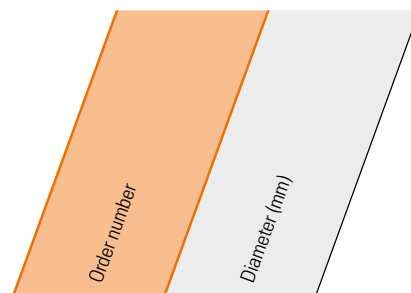
Concrete (B)

For cutting concrete, clay bricks and exposed aggregate concrete, as well as reinforced concrete and general construction materials. Painted grey.








Asphalt (A)

For cutting asphalt, fresh concrete, abrasive concrete and sandstone. Segment height 10mm. High cutting performance. Painted black.



Diamond abrasive wheels				
Universal 	D-BA80	0835 094 7001 ^①	350	
		0835 094 7002 ^①	400	
		D-SB80	0835 096 7002 ^①	350
		D-X100	0835 092 7000	230
	D-G80	0835 070 7000	350	
	D-BA90	0834 094 7003 ^①	350	
		0835 094 7004 ^①	400	
		0835 094 7005 ^①	418	
	D-B10	0835 090 7034 ^①	230	
		0835 090 7040	350	
		0835 090 7024	400	
	D-B20	0835 090 7044	350	
		0835 090 7045 ^①	400	
	D-B70	0835 090 7021	416	
Asphalt (A) 	D-A5	0835 080 7021	350	

^① NEW

Recommended use ^①		Asphalt	Fresh concrete	Sandstone	Brick	Concrete	Reinforced concrete	Strongly reinforced concrete, old concrete	Granite, hard natural stone	Ductile cast iron	Structural steel	Service life	Cutting performance
													
	D-BA80	○	○	○	○	○	○	-	-	-	-		
	D-SB80	-	-	-	○	○	○	○	○	○ ^②	○ ^③		
	D-X100	-	-	-	○	○	○	○	○	-	-		
	D-G80	-	-	-	-	-	-	-	-	○	-		
	D-B10	-	-	-	○	○	○	-	-	-	-		
	D-B20	-	-	-	○	○	○	-	-	-	-		
	D-B70	-	-	-	○	○	○	○	-	-	-		
	D-A5	○	○	○	-	-	-	-	-	-	-		
	D-A40	○	○	○	-	-	-	-	-	-	-		

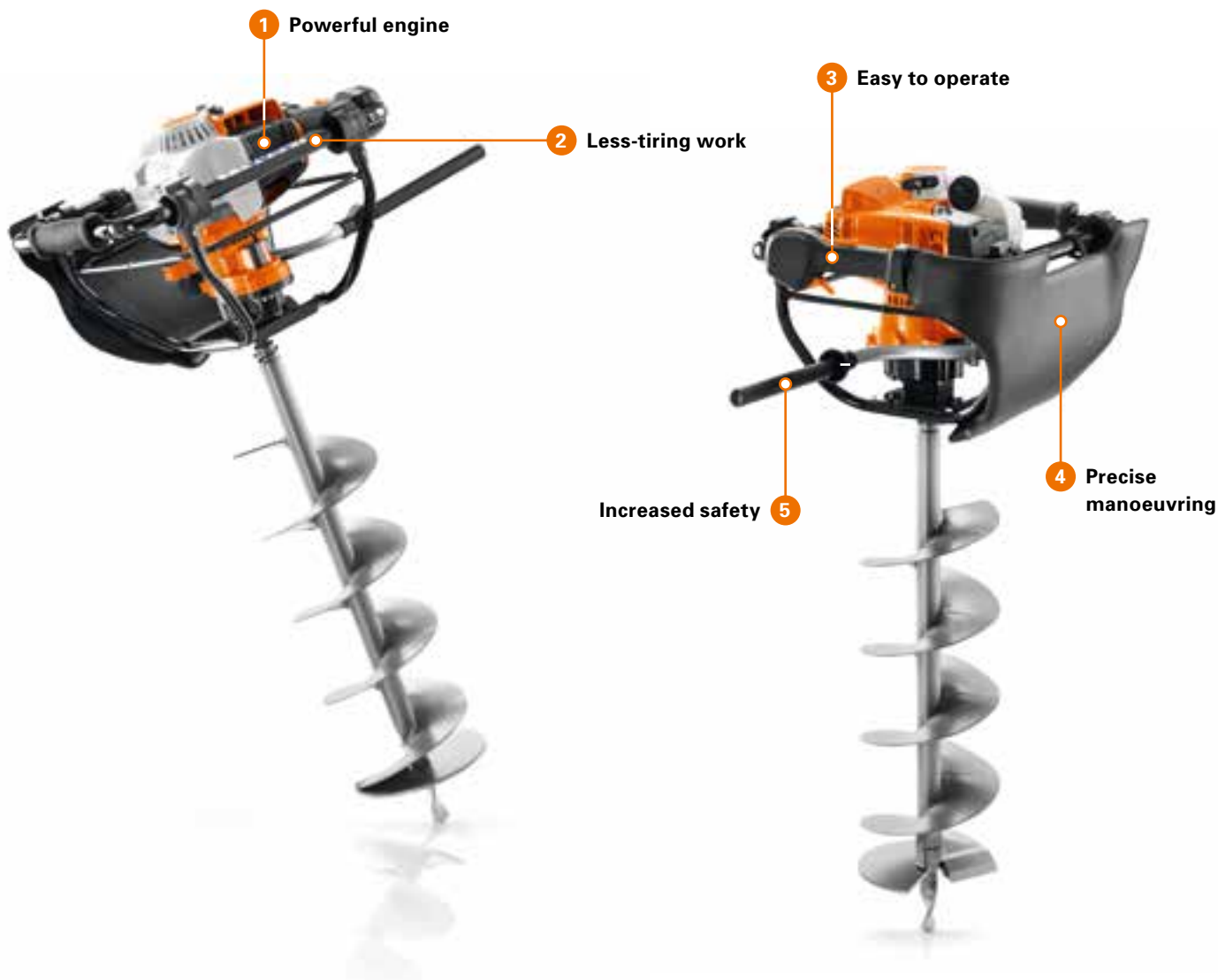
○ Suitable
- Not recommended

① When utilising cutting wheels, the application must be taken into consideration, in combination with the cut-off machine on-site.

② Not recommended for long periods of use

③ Up to a profile thickness of 10 mm, not suitable for long periods of use





Technology

- 1 STIHL 4-MIX® engine**
The STIHL 4-MIX® engine combines the advantages of a 2-stroke and 4-stroke engine. Lower consumption, fewer emissions, no need for oil servicing. Less obtrusive noise. Excellent engine power and high torque.

Comfort

- 2 Low-vibration handle design**
The frame grip ensures a significant reduction in vibration. This reduces fatigue so you can keep on working for longer.
- 3 Multi-function handle**
All the engine control functions are integrated into the left handle. The machine can be controlled at the touch of a finger while you keep your hands in working position.
- 4 Large support cushion**
The large support cushion rests against your body or leg while you're drilling. This is not only very comfortable but it also helps you to control the auger more precisely and smoothly.

Safety

- 5 QuickStop drill brake**
The STIHL QuickStop drill brake with a release lever interrupts the power flow when the drill jams. The brake system makes it easy for jammed drills to be screwed back out.

i Please note that not all products are equipped with the features listed here. Only the most important features are described on this page. For further explanations and information, see page 252 onwards or online at www.stihl.com.au.



Earth augers and accessories

- Mobile and robust powerhouses for professionals
- For drilling holes in the ground, planting, building or taking soil samples
- Specially suitable for large areas that are hard to access
- Drills, shaft extensions, support cushions and drill chucks

BT 131







36.3 cm³, 1.4 kW/1.9 hp, 10.0 kg^①. One person earth auger with QuickStop drill brake. 4-MIX[®] engine with large fuel tank, low-vibration handle frame, control handle with stop button, long-life air filter system, large support cushion.




Order No. 4313 011 2124^②

For suitable fuels and lubricants, see page 210 onwards.

- ① Weight excluding fuel and drill bit
- ② excluding drill bit

Concrete cutters, cut-off machines and earth augers

	Order number	Diameter (mm)	Diameter (inch)	Length (mm)	Suitable for earth augers	Use
Accessories for earth augers						
Earth auger bit 	4404 680 2004	40	1 9/16"	695	BT 106, BT 106 C, BT 120 C, BT 121, BT 130, BT 131	For all ground types.
	4404 680 2006	60	2 3/8"			
	4404 680 2009	90	4"			
	4404 680 2012	120	5"			
	4404 680 2015	150	6"			
	4404 680 2020	200	8"			
Earth auger bit 	4400 000 4209	90	4"	700	BT 360	For all ground types.
	4400 000 4212	120	5"			
	4400 000 4215	150	6"			
	4400 000 4220	200	8"			
	4400 000 4225	250	10"			
	4400 000 4228	280	12"			
	4400 000 4235	350	14"			
Plant spiral earth auger bit 	4311 680 2515	150	6"	525	BT 106, BT 106 C, BT 120 C, BT 121, BT 130, BT 131	Special drill bit for drilling bore holes for plants. Cylindrical shape.
Planting auger earth auger bit 	4404 680 1900	260	10"	660	BT 121, BT 130, BT 131	Special drill bit for loosening soil and planting.

	Order number	Length (mm)	Suitable for earth augers	Use
Accessories for earth augers				
Shaft extensions 	4311 680 2350	450	BT 106, BT 106 C, BT 120 C, BT 121, BT 130, BT 131	For extending the earth auger bit in deep bore holes.
	4470 000 4205	500	BT 360	
	4470 000 4210	1,000		
Support cushion 	4313 748 2501	–	BT 121, BT 130, BT 131	As a replacement for the existing support cushion.
Drill chuck 	4311 680 4010	–	BT 106, BT 106 C, BT 120 C, BT 121, BT 130, BT 131	For twist drills up to 13 mm in diameter. For use with drills with cylindrical connectors.

	Order number	Displacement (cm³)	Power output (kW/hp)	Weight (kg)ⓐ	Sound pressure levelⓑ (dB(A))	Sound power levelⓑ (dB(A))	Vibration level, left/rightⓐ (m/s²)	STIHL engine (2-MIX/4-MIX®)	Spindle speed (rpm)	Automatic decompression valve	STIHL ElastoStart	Long-life air filter system	QuickStop drill brake	Start lock/reverse rotation lock
Earth augers^④														
BT 131^⑤	4313 011 2124	0,000.00	36.3	1.4/1.9	10.0	92	100	1.7/2.0	4-MIX®	200	●	–	●	●

● As standard

① Weight excluding fuel and drill bit

② K factor according to Dir. 2006/42/EC = 2.0 dB(A)

③ K factor according to Dir. 2006/42/EC = 2 m/s²

④ Delivery **without** drill bit

⑤ With support cushion



Hand-held drills and accessories

- For drilling wood, erecting fences and benches and restoring timber structures
- For digging planting holes, for landscaping gardens with flowers to perennial plants
- Comprehensive range of practical accessories

BT 45* wood drill



27.2 cm³, 0.8 kW/1.1 hp, 4.8 kg[Ⓞ]. Hand-held drill with powerful petrol engine for drilling wood. Two speed gearbox plus neutral and reverse gear for releasing jammed drills. Quick-release chuck with a chuck width of 13mm.

Order No. 4314 200 0025

Water attachment set



To adapt the hand-held drill-to-drill core holes with water. Includes holder, hose connection with ball valve and coupling for core hole drill with 1/2" attachment up to 150 mm in diameter. For BT 45.

Order No. 4314 007 1005

Wood drill bits

Hardened drill bit with six-socket connector.



320 mm long.

13 mm Ø

Order No. 4314 682 5001

460 mm long.

19 mm Ø

Order No. 4314 682 5002

22 mm Ø

Order No. 4314 682 5003

25 mm Ø

Order No. 4314 682 5004

Planting auger bits



Interchangeable head and M14 connection thread. 590 mm long.

Ø 3" (76 mm)

Order No. 4314 680 1903

Ø 4" (102 mm)

Order No. 4314 680 1904

Ø 5" (127 mm)

Order No. 4314 680 1905

* Excludes drill bit

Water attachment adaptors



1/4"
Order No. 4314 682 3904



5/8"
Order No. 4314 682 3903

Drill chuck with key



Chuck width 13 mm.
Order No. 4314 680 4001

Planting auger kit



For drilling planting holes.
Order No. 4314 007 1001

For drilling wood without tools (not pictured).

Order No. 4314 007 1000

For drilling wood with key (not pictured).

Order No. 4314 007 1004

Strap



Ideal for supporting the machine hands-free. For BT 45.

Order No. 4314 710 6500

Harness



Enables easy transportation of the tool. For BT 45.

Order No. 4314 710 9000

Order number	Displacement (cm ³)	Power output (kW/hp)	Weight (kg) ^①	Sound pressure level ^② (dB(A))	Sound power level ^② dB(A))	Vibration level, left/right ^③ (m/s ²)	Spindle speed lowest gear (rpm)	Spindle speed second gear (rpm)	Spindle speed reverse gear (rpm)		
BT 45 for drilling wood	4314 200 0025	000.00	27.2	0.8 / 1.1	4.8	98	103	7.2 / 6.1	910	2,710	810

② K factor according to Dir. 2006/42/EC = 2.5 dB(A)

③ K factor according to Dir. 2006/42/EC = 2 m/s²

④ Delivery **Without** drill bit

For suitable fuels and lubricants, see page 210 onwards.

① Weight excluding fuel, fully assembled



12

**Look after
your tools...
and they'll look
after you.**



Caring for your tools properly is essential for them to continue functioning flawlessly time-after-time. At STIHL we've developed oils, greases, fuels and cleaning agents which are designed to ensure your tools maintain their optimum performance for longer.

Fuels and lubricants for 2-stroke engines	212
Cleaning agent	216
Accessories for fuels and lubricants	217



MotoMix fuel mixture



Patent
EP 2031043^①

Ready-mixed fuel (1: 50) for all STIHL 2-stroke engines, optimum performance, excellent cold start properties, maximum acceleration over the entire rpm range, perfect running characteristics even with a sudden rev change. With STIHL HP ultra premium oil for exceptional engine lubrication and extreme cleanliness, fully synthetic and biodegradable for optimal performance and long service life. User- and engine-friendly thanks to fewer emissions (free from ethanol; almost no olefins and aromatic compounds). Can be kept in storage for up to five years. Reliable top performance – STIHL 2-stroke engines and STIHL MotoMix are made for each other; all conceivable applications have been put through rigorous testing.

5 l

Order No. 7004 874 0100

55 l

Order No. 7004 871 0450

Fuels and lubricants for 2-stroke engines

12

- High-quality fuels and lubricants for perfect running behaviour
- Optimum lubrication properties
- Low-residue combustion
- High environmental compatibility

^① Patented in several European countries

^② Appropriate storage conditions: In technically approved containers with an airtight seal. Store in dry, dark storage conditions where possible, at a room temperature of max. 20 °C

2-stroke engine oil HP



Mineral oil-based engine oil, especially developed for the demanding needs of power tools. Good lubrication and combustion properties, JASO-FB, ISO-L-EGB, fuel/oil ratio 1: 50, suitable for all STIHL 2 stroke engines.

100 ml (for 5 l)

Order No. 0781 319 8401

1 l (for 50 l), metering bottle

Order No. 0781 319 8411

5 l (for 250 l)

Order No. 0781 319 8433

10 l[®] (for 500 l)

Order No. 0781 319 8434

2-stroke engine oil HP Super



Semi-synthetic "low-smoke oil", specially developed for STIHL 2-stroke engines. Outstanding start capability and clean, low-smoke burning. JASO-FD, ISO-L-EGD, fuel/oil ratio 1: 50.

100 ml (for 5 l)

Order No. 0781 319 8052

1 l (for 50 l), metering bottle

Order No. 0781 319 8054

5 l (for 250 l)

Order No. 0781 319 8055

2-stroke engine oil HP Ultra



Fully synthetic oil for long periods of use under the most demanding conditions. Exceptional lubrication properties, low-residue combustion, biodegradable (over 60% in accordance with OECD 301 B), particularly low in sulphur, JASO-FB, ISO-L-EGB, fuel/oil ratio 1: 50.

100 ml (for 5 l)

Order No. 0781 319 8060

1 l (for 50 l), metering bottle

Order No. 0781 319 8061

5 l (for 250 l)

Order No. 0781 319 8063



STIHL professional tip:

Exceptional lubrication and clean combustion are the most important development specifications for all STIHL engine oils. With consistent use of HP Ultra, a piston that has been running for several hundred hours in the STIHL test lab still looks almost new (see image).



500 hours with HP Ultra

	Lubrication	Cleanliness	Deposit build-up protection	Corrosion protection	Miscibility up to ethanol content of 25% [©]	Special features	Recommendation
2-stroke engine oils							
HP	+	+	+	+	yes	Good lubrication and combustion properties	High-quality engine oil
HP Super	++	+++	+++	++	yes	Low in smoke, very good miscibility	Top engine oil for long service life
HP Ultra	+++	+++	+++	+++	yes	Biodegradable, ash-free burning	The best STIHL engine oil for cleanliness and long engine service life

+ Suitable

++ Very suitable

+++ Highly suitable

© Please follow the tool's safety instructions

ForestPlus chain oil



Based on high-quality mineral oils. Reliable lubrication, no resinification, even during prolonged downtimes.

- 1 l
Order No. 0781 516 6001
- 5 l
Order No. 0781 516 6002
- 20 l
Order No. 0781 516 6006
- 200 l
Order No. 0781 516 6003

SynthPlus chain oil



Semi-synthetic high-performance lubricant prevents wear and resinification during prolonged downtimes. Free-flowing up to -25°C.

- 1 l
Order No. 0781 516 2000
- 5 l
Order No. 0781 516 2002
- 20 l
Order No. 0781 516 2004
- 200 l
Order No. 0781 516 2006

BioPlus chain oil



Eco-friendly oil with superior lubricating and adhesive properties. Faster biodegradability in soil, awarded the European Ecolabel, tested according to OECD 301 B.

- 1 l
Order No. 0781 516 3001
- 5 l
Order No. 0781 516 3004
- 20 l
Order No. 0781 516 3007

Heavy Duty Plus bar & chain oil



Designed for the lubrication of both fixed and mobile equipment which is operating under normal to harsh conditions. Contains additives which improve adhesion to components and reduce fling-off, as well as providing excellent anti-wear and corrosion protection.

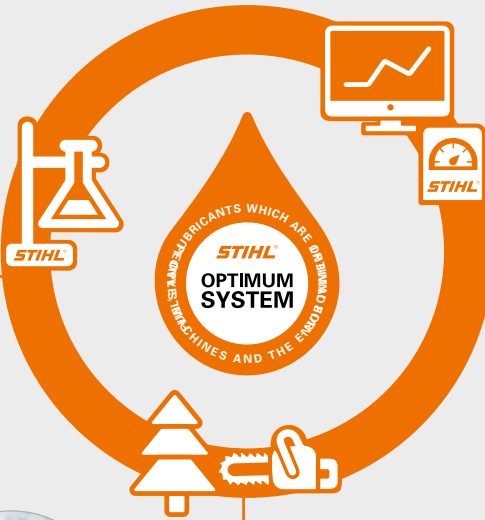
- 1 l
Order No. 7004 871 0396
- 5 l
Order No. 7004 871 0397
- 20 l
Order No. 7004 871 0052

	Base oils	Lubrication	Special features	Shelf life	Free-flowing in the cold up to
Chain oils					
ForestPlus	Mineral	good	–	3 years	-15°C
SynthPlus	Synthetic and mineral	very good	High-performance oil	7 years	-25 °C
BioPlus	Plant-based oil	very good	Environmentally-friendly, biodegradable	4 years	-20 °C
Heavy Duty Plus	Synthetic and mineral	very good	Thick formula for woolly bark and hard timber	7 years	-20°C




STIHL development

More than 500 employees work in the cutting-edge STIHL development centre.



STIHL test facilities

On over 100 test benches, the STIHL tools undergo extensive functional tests and long-term trials.



STIHL practical test

In field tests, STIHL tools are tested under a wide range of operating conditions.

Reliable, strong and clean

We know what engines need. STIHL has extensive expertise in fuels and lubricants, enabling it to achieve optimum results for people, machines and the environment in the development

of its oils, greases and fuels. Specifically, this remains reliable use, outstanding performance with low wear, and low-pollutant combustion.



Cleaning agents

- 12 ■ Formulations coordinated to suit every cleaning task
- Optimum protection against corrosion
- Effective lubricant for various areas of use

Fuel stabiliser



STIHL fuel stabiliser eliminates the need to drain fuel prior to storage. It also contains a water remover to prevent corrosion and carburettor cleaner to restore power. 15 ml treats 5 l of fuel.

Order No. 7004 881 9400

Multi-lube



Multi-purpose grease for all STIHL hedge trimmer and electric chainsaw gear systems.

Tube, 40 g

Order No. 0781 120 1021

Tube, 80 g

Order No. 0781 120 1109

Multispray



Multifunctional oil for lubrication and removing dirt and stubborn parts, as well as corrosion protection, contact spray and penetrating oil.

400 ml can

Order No. 7004 871 0437

FS super lube



High-performance gear lubricant for all STIHL brushcutters and clearing saws.

Tube, 40 g

Order No. 0781 120 1022

Tube, 80 g

Order No. 0781 120 1117

Tube, 225 g

Order No. 0781 120 1118

Superclean



Spray with dual function: Removes resin and dirt, while providing lubrication and corrosion protection. For cutting attachments, hedge trimmer blades and chainsaws.

300 ml can

Order No. 7004 871 0438

Varioclean



Special cleaner for dissolving and removing organic oil residues and for cleaning housings and STIHL HD2 filters (white), wire mesh filters (silver) and PA filters (white)

500 ml spray bottle
Order No. 7004 871 0439

SG 11 PLUS






Hand sprayer with adjustable nozzle for distributing cleaning agents and solvents. 1.5 l filling volume, 3 bar maximum pressure, EPDM seals for cleaning agents and solvents in the pH range 7 – 14. The pump is fitted with a special protective element that ensures a long service life.

Order No. 4255 019 4912



Accessories for fuels and lubricants

-  Fuel and lubricant transport made easier
-  No mess when filling up power tools
-  Reliable equipment for professional and private users

Mixing bottle



For easy mixing and filling of smaller fuel amounts up to 1 l. Narrow outlet snout, large filler opening, scales on the bottle and on the lid, can be closed.

Order No. 0000 881 9411

Petrol cans



2 l, metal
Order No. 7004 872 1742

5 l, metal
Order No. 7004 872 1743





















A tough day's work ... with the tools to tackle it.

Top grade materials which are engineered to last. Our hand tools and forestry accessories make for effortless work in the most demanding conditions - so you can work smarter, not harder.



Hand tools and forestry accessories

	Order number	Length (cm)	Weight (g)	Branch diameter up to (mm)	Suitable for hand size	Viticulture ^②	Orchards ^③	Horticulture ^④	Garden and park maintenance ^⑤	Equipment
Bypass secateurs^①										
PG 10 	0000 881 3604	22	230	20		+	+	++	+	Wire-cutting notch, single-hand clasp
PG 20 	0000 881 3637	22	240	25		++	++	++	+++	Wire-cutting notch, single-hand clasp
PG 30 	0000 881 3638	22	255	25		+++	+++	++	+++	Wire-cutting notch, single-hand clasp, sap groove
FELCO F 6 	0000 881 8501	20	210	20		+++	++	+++	++	Wire-cutting notch, single-hand clasp, sap groove
FELCO F 8 FELCO F 9 (for left-handed users) 	0000 881 8503 0000 881 8504	21	245	25		+++	+++	++	+++	Wire-cutting notch, single-hand clasp, sap groove
FELCO F 2 	0000 881 8500	22	240	25		++	++	++	+++	Wire-cutting notch, single-hand clasp, sap groove
FELCO F 7 FELCO F 10 (for left-handed users)  <small>F 10 only while stocks last</small>	0000 881 8502 0000 881 8505	21	290	25		+++	+++	++	+++	Wire-cutting notch, single-hand clasp, sap groove, revolving handle
Anvil secateurs^⑥										
PG 25 	0000 881 3639	20	260	15		+	+++	+	++	Single-hand clasp
FELCO F 31  <small>Only while stocks last</small>	0000 881 8507	21	225	25		+	+++	+	++	Single-hand clasp









① Additional information on the bypass and anvil cut are provided in the glossary on page 261

② Cutting work on vine stocks

③ Rearing, rejuvenating and harvesting cuts

④ Cutting and rejuvenating work (plants and flowers)

⑤ Cutting and rejuvenating work (shrubs and hedges)

	Order number	Length (cm)	Weight (g)	Branch diameter up to (mm)	Viticulture [®]	Orchards [®]	Horticulture [®]	Garden and park maintenance [®]	Equipment
Bypass pruning shears[®]									
PB 10 	0000 881 3669	60	1,000	35	+++	+++	++	++	Full-to-cut cutting head, damper to protect the joints, holding grooves on the anvil
PB 11 	0000 881 3670	75	1,150						
PB 20 	0000 881 3664	80	1,125	42	++	++	++	++	Full-to-cut cutting head, damper to protect the joints
PB 30 	0000 881 6500	83	1,695	50	+++	+++	++	+++	Full-to-cut cutting head, damper to protect the joints, holding grooves on the anvil
FELCO F 210A-60  <small>Only while stocks last</small>	0000 881 3677	60	795	35	++	+++	+	++	Full-to-cut cutting head, damper to protect the joints
Anvil pruning shears[®]									
PB 25 	0000 881 3653	80	1,245	40	-	++	-	++	Power transmission
PB 35 	0000 881 3665	80	1,460	48	-	+++	-	+++	Power transmission
FELCO F 231  <small>Only while stocks last</small>	0000 881 3679	80	1,150	40	-	+++	-	+++	Power transmission

456 cm telescopic shaft

184 – 456cm. High-strength, oval-shaped aluminium rod with clamp lever and lock for infinitely variable length adjustment. Safe heavy load position. Long rubber insulation on handle for a secure grip.

Order No. 0000 881 4113



PR 40 CT telescopic saw

Professional saw for telescopic rod with hard chrome-plated carbon steel that always stays sharp, high-performance cutting edge with clearing slots to prevent jamming.

Bark cutter prevents tearing of bark, the hook keeps the saw in the cut. With cover for safe storage.

Order No. 0000 881 4141

320 cm telescopic shaft

Only while stocks last



175 to 320 cm, infinitely variable. For cutting at heights of up to 5 m. Two-part, sturdy aluminium tube 30 mm/27 mm.

Extremely robust, easy to tighten clamping fixture made of steel, rubberised grips.

Order No. 0000 881 6101



PR 38 CT telescopic saw

40 cm, approx. 400 g. High-quality pruning saw. Hard chrome-plated saw blade with clearing slots, hooks, bark blade for cutting bark.

Order No. 0000 881 3672



Universal hooks for precision telescopic shaft

Extra strong metal hook, 1 cm thick, for all kinds of pulling and pushing activities. Also used as a claw tool, adapter for attaching it.

Order No. 0000 881 3675

MEGACUT Pruning saws

For quick and precise sawing. Three-sided Japanese toothing, impulse hardened, chrome-plated steel, conical blade shape, ergonomic soft handle, corrosion-resistant, with holster for mounting on either side for operation by both left and right-handed users.



With straight saw blade for general gardening use, horticulture and landscaping, as well as the construction industry. Best suited to working at body level.

PR 24

24 cm, 305 g
Branch Ø up to 100 mm
Order No. 0000 881 8701

PR 33

33 cm, 370 g
Branch Ø up to 150 mm
Order No. 0000 881 8702



With a curved saw blade best suited to overhead and lower level pruning, arborists and professional tree maintenance.

PR 27 C

27 cm, 358 g
Branch Ø up to 120 mm
Order No. 0000 881 8703

PR 33 C

33 cm, 391 g
Branch Ø up to 150 mm
Order No. 0000 881 8704

Hookaroon



Only while stocks last

107 cm, 1,300 g. For shifting and moving logs. Serrated back edge for a better grip on frozen wood, ash handle.

Order No. 0000 881 2907

PR 16 HANDYCUT folding pruning saw



16cm saw blade, 160g, branches up to 65mm in diameter. For quick and precise sawing. Three-sided Japanese toothing, impulse hardened, chrome-plated steel, conical blade shape, ergonomic soft handle, folding saw blade, corrosion-resistant.

Order No. 0000 881 8700

Spike to suit (not pictured)

Order No. 0000 881 2615

FZ 10 drag hook



For dragging logs, with a ground tip for hooking into logs more easily. High-quality, hardened steel, comfort handle

Order No. 0000 881 2907

Cantilever hook



Only while stocks last

127cm, approx. 3,600g. For turning logs, particularly suitable for big timber. Serrated mount, conical sleeve, hand-forged hook, ash handle.

Order No. 0000 881 2604

Spike to suit (not pictured)

Order No. 0000 881 2615

Plastic felling and cutting wedges

Impact-resistant even at low temperatures. Polyamide, textured surface prevents the wedge from slipping out, in three lengths for medium and thick wood, enlarged wedge angle.

15 cm
Order No. 7004 871 0314

19 cm
Order No. 0000 893 6802

23 cm
Order No. 0000 893 6882

25 cm
Order No. 0000 893 6884

Aluminium felling wedge



12 x 4 cm, 190 g. With barbed centre line on one side for an optimum grip on the wood.

Order No. 0000 881 2201

Aluminium felling and cleaving wedges

With narrow blades for effectively penetrating wood. Three versions for small, medium and large trunk diameters. High-quality aluminium, serrated edge, milled groove, smooth wedge side for easy positioning of a second wedge in the felling cut.



22 cm, 600 g
Order No. 0000 881 2222



24 cm, 800 g
Order No. 0000 881 2223



26 cm, 1,000 g
Order No. 0000 881 2224

Aluminium rotating splitting wedge



22cm, 920g. Highly effective splitting action due to twist design. Milled groove and retaining teeth for particularly good grip on frozen wood, forged for excellent stability combined with a very low weight, round striking surface.

Order No. 0000 881 2221



Felling levers



For tipping the tree over the felling hinge in the intended direction. With a cantilever hook for turning logs. Made from steel alloy.

76 cm, approx. 1,800 g
Order No. 0000 881 2701

130 cm, approx. 3,400 g
Order No. 0000 881 2700

FP 10 pulp hook



For lifting, transporting and piling up plywood. Comfort handle.

Order No. 0000 881 4401

Holster



For STIHL PG 10, PG 20, PG 30 and PG 25 secateurs. Leather, black.

Order No. 0000 881 3644

FP 20 hand lifting tongs



Jaw size 20 cm. For moving wood, with an angled comfort handle. Hardened tips.

Order No. 0000 881 3005

Sharpening stone and whetstone



For pruning shears, secateurs and hedge trimmers as well as precision grinding of bush hooks, debarking irons and axes. Two-sided with coarse and fine grain, for use with oil or water.

Order No. 0000 881 6001

3-in-1 sharpening tool



Can be used for pruning shears and secateurs, axes and hatchets. Ergonomic design for ease of use and a professional sharpening result.

Order No. 0000 881 9801

PH 10 hedge trimmers













54cm, 1,050g. For soft to extremely tough hedges and shrubs. Specially coated and corrosion-resistant serrated blades with sap grooves, tool-free adjustment of the blade connection, beechwood handle, impact absorber.

Order No. 0000 881 3671

For further accessories such as filing kits and files for saw chains, see page 74 onwards.



Hand tools and forestry accessories

	Order number	Length (cm)	Weight (g)	Material axe handle	Delimiting	Felling with an axe	Lighter/mid-range cleaving (kindling, 30 cm long, Ø up to 30 cm)	Mid-range/heavier cleaving (35 cm long, Ø up to 50 cm)	Cleaving metre-length logs and heavy wood (with cleaving wedges if necessary)	Felling with a wedge (aluminium or plastic)
Classic										
AX 6 forestry hatchet 	0000 881 1969	40	600	Ash	+	-	+	-	-	-
AX 10 forestry axe 	0000 881 1971	60	1,000	Ash	++	+	+	-	-	-
Cleaving axes Optimum cleaving results with minimum effort thanks to wedge-shaped head.										
AX 28 CS cleaving axe 	0000 881 2014	80	2,800 ^①	Hickory	+	-	+++	+++	-	+
Cleaving hammer Forged hammerhead with reversible tip. Extra large striking surface for safer handling when driving in aluminium and plastic wedges.										
AX 33 CS cleaving hammer 	0000 881 2011	90	3,300 ^①	Hickory	-	-	++	+++	+++	+++
Tradition										
AX 7 T forestry hatchet  Only while stocks last	0000 881 1966	40	700	Mountain ash	++	-	+	-	-	-
AX 12 T forestry axe 	0000 881 1967	70	1,200	Mountain ash	++	++	++	-	-	-
AX 28 T cleaving axe 	0000 881 1968	85	2,750	Mountain ash	+	+	++	+++	+	++
High-tech										
AX 6 P forestry hatchet^② 	0000 881 6800	37	640	Polyamide	++	-	+	-	-	-
AX 15 P forestry axe 	0000 881 1966	73	1,450	Polyamide	++	++	++	+	-	-
AX 20 PC cleaving axe 	0000 881 6600	75	1,950	Polyamide	+	+	+++	++	-	+

+ Suitable
++ Very suitable

+++ Highly suitable
- Not recommended

① Includes 300 g impact protection sleeve
② With nail puller

PRO marker



12cm long. Marking chalk for dry and wet wood. Strong pigmentation, weather- and light-resistant, highly break-resistant, 12 pieces per pack.

Colour	Order No.
●	0000 881 1500
●	0000 881 1501
●	0000 881 1502
●	0000 881 1503
●	0000 881 1504

Leather tool belt



4cm wide, 125cm long. Extremely hard-wearing, long-lasting, approx. 3mm thick cowskin leather. Double prong buckle.

Colour	Order No.
●	0000 881 0600
●	0000 881 0602

Replacement handle (not pictured)

For cleaving axes. With sleeve, plate and screw.

Order No. 0000 881 2146

Replacement handle (not pictured)

For AX 33 CS cleaving hammer. With sleeve, plate and screw.

Order No. 0000 881 2012

Chalk holder



Highly visible colour. Metal chalk clamp, impact-resistant and very sturdy plastic housing (ABS), for 11 – 12mm diameter chinks.

Order No. 0000 881 1602

Forest tape measures



Only while stocks last

Self-retracting tape measure with metal casing.

Length 15 m

Order No. 0000 881 0802

Length 25 m

Order No. 0000 881 0801



STIHL merchandise...
for all occasions.



Whether you want to show your adventurous side or be at one with nature, there's something for everyone in our merchandise collection. With robust, stylish clothing, a wide range of accessories and collector's models, we've got something for every STIHL fan to get excited about.



The ultimate
comfort...
in the toughest
conditions.



We offer personal protective equipment for every need – from enthusiastic gardeners to professional foresters. Durable materials give you the protection you need while also being very comfortable to wear, enabling you to get on with the task at hand.

Work clothing for when using a chainsaw	273
» Overview	238
Work clothing for power tools	240
High-visibility clothing	242
Weatherproof clothing and functional clothing	243
Face, ear and head protection, safety glasses, and work gloves	246



Technology

1 Hard-wearing high-tech fibres

Our personal protective clothing features exclusive details and materials developed in-house with the demands of work in mind. Our hard-wearing high-tech fibres provide superb protection against water, wind and the cold without compromising breathability. No matter how hard you work, our protective clothing will keep you going.

2 High technology for longevity

You'll find technology woven throughout our functional clothing - in fact, our engineers are constantly striving to make it the best it can possibly be. Take a look at the individually adjustable ventilation openings, superb for getting rid of moisture. The specially reinforced fabric in areas that take a lot of stress - like knees and elbows. Not to mention a number of other patent-pending innovations in development.

Comfort

3 Elastic fibres for maximum comfort

No matter how hard you work, it's good to know STIHL protective clothing can keep up with you. You can wash it at 60°C and spin at up to 400 rpm, making it easy to remove stubborn stains like resin. To make sure it's always a pleasure to wear, we test usability, focusing on comfort and freedom of movement through 'stretch' materials, comfortable waistbands and elasticated fabrics. The outer fabrics give superb protection against UV. The skin-friendly quality of the materials is certified by OEKO-TEX® Standard 100.

4 The perfect fit

For complete comfort and usability, check sizing by each item of clothing or refer to the sizing table on page 245.

Cut protection trousers and chaps (depending on model)

Cut protection gloves (depending on the model)

Cut protection classes according to AS/NZS 4453.3:1997

Protection level/class 0 (≈ 16 m/s ^①)	–	●
Protection level/class 1 (≈ 20 m/s ^①)	●	●
Protection level/class 2 (≈ 24 m/s ^①)	●	–

Cut protection areas on cut protection clothing

For more information about cut protection, see page 262.

No personal protective equipment can provide absolute protection from injury. Nor is it a substitute for safe working practices. It is therefore essential to follow the safety instructions in the user manuals for both personal protective equipment and power tools, as well as applicable accident prevention guidelines.

Safety

5 Cut protection and warning colours

Product safety is critical to us at STIHL and it's something we take extremely seriously. Large areas of fluorescent orange and reflective elements on our clothing, for instance, make sure you're always seen at work, even in the worst conditions. Cut-resistant inlays have been specially created for every garment, so even the lightest outfits give superb protection. To guarantee 100% peace of mind, our products are inspected according to strict internal criteria as well as being tested by the most exactly certified European institutes. We also work closely with our suppliers, regularly auditing their performance.

i Please note that not all products are equipped with the features listed here. Only the most important features are described on this page. For further explanations and information, see page 252 onwards or online at www.stihl.com.au.

^① Chain speeds in test conditions cannot be applied exactly in practice. (The maximum chain speed of a chainsaw cannot be used as a basis here.)



Chainsaw protective clothing

- For professional forestry workers, arborists, land and forest owners, and those who cut their own firewood
- For optimal protection during forestry work
- Comfortable to wear thanks to innovative materials and precise workmanship



FUNCTION series

Do you enjoy working outdoors and occasionally use a chainsaw for property maintenance or cutting up firewood? Then the forestry protective clothing in the FUNCTION series is the right choice for you. Specially designed for occasional users, the clothing offers certified cut protection and plenty of practical solutions such as versatile pockets and comfortable ventilation openings.

ECONOMY PLUS trousers



With eye-catching, contrasting inserts. With certified cut protection, anthracite and high visibility orange, preformed knee for freedom of movement, back pocket, tape measure pocket, two slit pockets. Trousers with buttons for braces. Overalls with button fastening on the side, breast pocket and fly with concealed buttons.

AS/NZS 4453.3:1997

Size	Order No.
S	0088 342 0248

FUNCTION Universal trousers



Practical chainsaw protective trousers, breathable material that is comfortable to wear, available in anthracite, black and high-visibility orange. Tested cut protection in accordance with BS EN 381, freedom of movement in the seat and crotch, kidney protection, thorn protection both on the front and rear part of the leg area. Ventilation material on the back of the upper thighs.

Size	Order No.
M	0088 342 0852
L	0088 342 0856
XL	0088 342 0860
XXL	0088 342 0864

**Government
& Utility
Trousers**



Fire resistant / electrical arc thermal protection. Feature 6 layers of advanced hi-tech cut resistant fabric that provides enhanced protection from chainsaw injuries. Suited for the professional user working where there is a risk of fire or other thermal hazards. Fire retardant treated cotton / nylon outer material for protection from thermal hazards, flame retardancy of the fabric meets the requirements of ASTM F1506. Metal free, low conductivity design meets ENA NENS 09-2014, high visibility reflective leg stripes compliant to AS/NZS 4602.1:2011. Fully washable at 40°C.

Colour: Navy

Size	Order No.
S	7004 884 6904
M	7004 884 6905
L	7004 884 6906
XL	7004 884 6907

Colour: Hi-vis orange

Size	Order No.
S	7004 884 6900
M	7004 884 6901
L	7004 884 6902
XL	7004 884 6903





ADVANCE series

Do you care about maximum quality in every detail and make no compromises? With forestry protective clothing from the ADVANCE series with certified cut protection, you are perfectly equipped for the forest or the treetops. Particularly light, high-tech fibres ensure that the clothing is lightweight, breathable and provides excellent protection from rain and cold. Elastic inserts, practical ventilation openings and well-thought-out pocket solutions are a given. All trousers and jackets in this series go together very well based on the temperature and type of use. This allows you to assemble your gear to meet your specific requirements.

ADVANCE X-Light trousers



Made from ultra-light, extremely breathable AVERTIC™ pro lite cut protection material (BS EN 381-5) developed exclusively for STIHL. These chainsaw protective trousers are the lightest trousers in the ADVANCE series. Black, ventilation fabric on the back of the leg make these trousers perfect for hot days, full elasticated crotch with ProElast, closable pockets and reflective areas for better visibility. KWF Utility Value test pending. AS/NZS 4453.3:1997

Size	Order No.
S	0088 342 0748
M	0088 342 0752
L	0088 342 0756
XL	0088 342 0760
XXL	0088 342 0764

ADVANCE X-Flex trousers



Made from ultra-light, extremely breathable AVERTIC™ pro lite cut protection material (BS EN 381-5) made exclusively for STIHL. Six layers of protective material offers class one chainsaw protection without any compromise on comfort or durability. Specifically designed crotch construction for freedom of movement, hard-wearing outer fabric, elastic and breathable, elasticated and waterproof knee protection, thorn and water protection in the lower leg area, dirt resistant, long ventilation zips on the back of the legs. AS/NZS 4453.3:1997

Size	Order No.
XS	0088 342 0344
S	0088 342 0148
M	0088 342 0152
L	0088 342 0156
XL	0088 342 0160
XXL	0088 342 0164

ADVANCE X-Shell jackets

Limited stock

Perfect for autumn/winter use.



Developed and manufactured by Schoeffel exclusively for STIHL. Highly elastic, fast-drying and warm. Black areas are water-resistant and breathable, coloured zones are waterproof and breathable. Breast pocket, inner pocket and abrasion protection on the shoulders. Peat colour: with two side pockets. Perfect in combination with ADVANCE X-FLEX Chainsaw trousers, as well as HS MULTI-PROTECT and FS3 PROTECT protective trousers. No chainsaw protection.

Size	Order No.
XS	0088 579 0044
S	0088 579 0048
M	0088 579 0052
L	0088 579 0056
XL	0088 579 0060
XXL	0088 579 0064

Professional protective chaps



Designed to be worn over pants or shorts. Chainsaw protection to AS/NZS 4453:1997. Made from lightweight material with adjustable quick release clips and snag resistant calf covers, for professional users.

Colour: Navy	
Size	Order No.
Short	7004 885 2106
Regular	7004 885 2107
Tall	7004 885 2108

FUNCTION chaps



For occasional chainsaw applications. Available in anthracite and high-visibility orange with a denim look, outer fabric: 65% polyester, 35% cotton, lining: 100% polyester, elastic strap for enhanced comfort, light and breathable, Y-threading of closures for fast fitting and removal, reflective STIHL logo on right, extended cut protection area, protection class 1 (≥ 20 m/s). AS/NZS 4453.3:1997

Length 85 cm	Order No. 0088 521 0101
Length 90 cm	Order No. 0088 521 0102
Length 95 cm	Order No. 0088 521 0103
Length 100 cm	Order No. 0088 521 0104

Government & Utility Chaps








Fire resistant / electrical arc thermal protection. Feature 6 layers of advanced hi-tech cut resistant fabric that provides enhanced protection from chainsaw injuries. Suited for the professional user working where there is a risk of fire or other thermal hazards. Fire retardant treated cotton / nylon outer material for protection from thermal hazards, flame retardancy of the fabric meets the requirements of ASTM F1506. Metal free, low conductivity design meets ENA NENS 09-2014, high visibility reflective leg stripes compliant to AS/NZS 4602.1:2011. Fully washable at 40° C. Adjustable, quick release leg clips with snag-resistant calf covers, quick release belt, adjustable from 75cm to 130cm, available in navy or hi-vis orange.

Colour: Navy	
Size	Order No.
Short	7004 885 2100
Regular	7004 885 2101
Tall	7004 885 2102

Colour: Hi-vis orange	
Size	Order No.
Short	7004 885 2103
Regular	7004 885 2104
Tall	7004 885 2105

Personal protective equipment


		Order number	Sizes	Colour	Certified to AS/NZS 4453:1997	Number of layers
FUNCTION series						
	ECONOMY PLUS trousers*	0088 342 0244 0088 342 0248	XS S			9
	FUNCTION Universal trousers NEW	0088 342 0852 0088 342 0856 0088 342 0860 0088 342 0864	M L XL XXL	● ● ●	●	9
	Government & Utility trousers	7004 884 6904 7004 884 6905 7004 884 6906 7004 884 6907	S M L XL	● ●	●	6
		7004 884 6900 7004 884 6901 7004 884 6902 7004 884 6903	S M L XL	●	●	6
ADVANCE series						
	ADVANCE X-Light trousers	0088 342 0748 0088 342 0752 0088 342 0756 0088 342 0760 0088 342 0764	S M L XL XXL	●		6
	ADVANCE X-Flex trousers	0088 342 0144 0088 342 0148 0088 342 0152 0088 342 0156 0088 342 0160 0088 342 0164	XS S M L XL XXL	● ●	●	
Protective chaps						
	FUNCTION front leg protection	0088 521 0101 0088 521 0102 0088 521 0103 0088 521 0104	Length 85 cm Length 90 cm Length 95 cm Length 100 cm	● ● ●	●	6
	Professional protective chaps	7004 885 2106 7004 885 0801 7004 885 0802	Short Regular Tall	● ● ●	●	6
	Government & Utility Chaps	7004 885 2100 7004 885 2101 7004 885 2102	Short Regular Tall	● ●	●	6
		7004 885 2103 7004 885 2104 7004 885 2105	Short Regular Tall	●	●	6

- Available
- Not available

- + Good
- ++ Very good
- +++ Excellent

① Please use braces with clips for models without buttons

② Only in the crotch
 ③ KWF Utility Value test currently pending.
 *While stocks last

	Approx weight (kg) for size 52	Cut protection developed exclusively for STIHL	Elastic waistband	Ventilation openings/ventilation zips/special ventilation material	Buttons for braces [⊙] /loops for braces	Slim fit/regular fit	Elastic outer fabric/elastic inserts/in-seams made of ProElast	Durability of outer fabric	Resistance to dirt and water	Breathability	Low temperature protection	UV protection protection standard 801	Quality mark 	Material
	1.3	-	•	-/-/-	•/-	-/•	-/-/-	++	-	+	-/60	• [⊙]	Outer fabric: 65% polyester, 35% cotton High-visibility orange: 70% polyester, 30% cotton Lining: 100% polyester	
	1.25	-	•	-/-/•	•/-	•/-/-	•/-/-	++	+	+	-/60	• [⊙]	Anthracite, high-visibility orange: 100% polyester Black: 65% polyester, 35% cotton Lining: 100% polyester	
	-	-	•	-/-/-	-	-/•	-/-/-	++	-	+	-	•	Outer fabric: 88% cotton, 12% nylon, FR treated Lining: 100% cotton, FR treated	
	-	-	•	-/-/-	-	-/•	-/-/-	++	-	+	-	•		
	0.99		•	-/-/•	•/-	•/-	•/-/• [⊙]	+	++	-		•	Outer fabric: 75% polyester, 20% polyamide, 5% polyurethane Lining: 100% polyester	
	1.3	•	•	-/•/-	•/-	•/-/• [⊙]	•/-/• [⊙]	+++	+++	+	40+/-	•	Outer fabric: 89% polyester, 11% elastane Lining: 100% polyester	
	-	-	-	-	-	-	-	-	-	-	-	-	Outer fabric: 65% polyester, 35% cotton High visibility orange: 85% polyester, 15% cotton	
	-	•	-	-/-/-	-/-	-/•	-/-/-	+++	•	+	-	•	Outer fabric: 100% nylon, PU coated High visibility orange: 70% polyester, 30% cotton	
	-	-	-	-/-/-	-/-	-/•	-/-/-	++	-	+	-	•	Outer fabric: 88% cotton, 12% nylon, FR treated Lining: 88% cotton, 12% nylon, FR treated	
	-	-	-	-/-/-	-/-	-/•	-/-/-	++	-	•	-	•		



Work clothing for power tools

- Functional protective clothing
- For a comfortable work environment
- Great user comfort
- High-quality design packed with extra features

Protect FS clearing saw protective trousers



With breathable impact protection. Green, outer fabric: 65% polyester, 35% cotton, lining: 100% polyester, long ventilation openings at the rear, loops for FS braces, many practical pockets. Also available in high-visibility orange. See PROTECT FS, high-visibility orange on page 242.

Size Order No.

XS	0000 888 6244
S	0000 888 6248
M	0000 888 6252
L	0000 888 6256
XL	0000 888 6260



FS braces



FS leg protection

TriProtect FS clearing saw protective trousers

Combines very well with the ADVANCE X-Shell peat jacket.



With breathable impact protection. 65% polyester, 35% cotton, long ventilation openings at the rear, loops for clearing saw braces, many practical pockets.

Size Order No.

XS	0000 884 9444
S	0000 884 9448
M	0000 884 9452
L	0000 884 9456
XL	0000 884 9460



FS braces



FS leg protection



Knee protectors

Ⓜ Patented in several European countries

HS MultiProtect hedge trimmer protective trousers

Combines very well with the ADVANCE X-Shell peat jacket.



Ideal for hedge trimming work. Available in peat, outer fabric: 65% polyester, 35% cotton, lining: 100% polyester, stretch material ensures superb freedom of movement, waterproof knee and hem areas, washed-out look outer fabric, long ventilation zips on the back, trouser legs can be zipped off to 3/4 trousers, kidney protection.

Size	Order No.
XS	0088 459 0044
S	0088 459 0048
M	0088 459 0052
L	0088 459 0056
XL	0088 459 0060

Compatible accessories



FS braces



HS 2-in-1 leg protection



Knee protectors



FS leg protection

Compatible accessories

The peat ADVANCE X-Shell jacket (see page 237) and other accessories make a fantastic complement to your protective trousers.

FS braces



Orange, 82% polyester, 18% elastodiene (natural rubber), loops and back section: leather, elasticated braces with elasticated velcro, prevents chafing from the harness, suitable for all sizes.

Length 110 cm

Order No. 0000 884 1593

Knee protectors



Black, 100% polyethylene, for insertion in kneepad pockets, conforms to BS EN 14404, compatible with knee pockets of all standard work trousers.

Order No. 0000 884 1595

FS leg protection



EP 2465369 B1 patent[®]

Black, 65% polyester, 35% cotton, 50 cm long, additional patented and breathable impact protection for extreme jobs, for insertion in the inside leg pockets.

Order No. 0000 884 1594

HS 2-in-1 leg protection



EP 2842441 B1 patent[®]

Black, 100% polyester, 65 cm long. Provides highly effective protection against cutting and pinching injuries from hedge trimmers.

Order No. 0000 885 8700

Braces



Orange, 82% polyester, 18% elastodiene (natural rubber) With metal clips with plastic inlay.

Length 130 cm

Order No. 0000 884 1512

Leather tool belt



Extremely hard-wearing, long-lasting, approx. 3 mm thick cowskin leather. Width 4 cm, length 125 cm, double prong buckle.

Colour	Order No.
●	0000 881 0600
●	0000 881 0602







STIHL professional tip:

The HS leg protection is inserted into the MultiProtect HS protective trousers and protects the thigh and knee against cutting and pinching injuries when working with hedge trimmers. The protector is flexible and adapts to movements. The breathable 3D mesh material on the back section provides ventilation.



High-visibility clothing

-  Cut protection jackets for operating a chainsaw above belt level
-  High-visibility clothing for good visibility when working on roads or train tracks, or in poor weather conditions
-  High-visibility clothing for optimal protection in any weather
-  High-visibility clothing for working with clearing saws or chainsaws

Protect FS clearing saw and high-visibility trousers






For working on train tracks and streets. Available in high-visibility orange, outer fabric: 70% polyester, 30% cotton, lining: 100% polyester, EN ISO 20471, protection class 2, hard-wearing outer fabric, breathable impact protection, reflective strips and long ventilation openings at the rear, loops for FS braces. The patented FS leg protection for extreme work conditions can be inserted inside the leg pockets. Optional extras: FS braces and FS leg protection, see page 241.

Size	Order No.
XS	0000 888 6144
S	0000 888 6148
M	0000 888 6152
L	0000 888 6156
XL	0000 888 6160



Weatherproof clothing and functional clothing

-  Protection against rain, wind and snow
-  Breathable, functional clothing, ideal for physically demanding work
-  Moisture wicking from the inside to the outside

Raintec weatherproof clothing

With welded seams and water-repellent zips. Black and high-visibility orange, reflective piping, EN 343 class 3 (top class) for breathability: RET < 10 m² PA/W, water column: ≥ 10,000 mm.



Limited stock

Jacket

Long ventilation openings under the arms, large areas of high-visibility orange, large, reflective STIHL logo on the back, adjustable softshell collar, foldaway hood with brim, outer layer: 75% polyester, 25% polyurethane, membranes: 100% polyurethane, lining: 100% polyester.

Size	Order No.
S	0000 885 1148
M	0000 885 1152
L	0000 885 1156
XL	0000 885 1160
XXL	0000 885 1164

Raintec weatherproof clothing

With welded seams and water-repellent zips. Black and high-visibility orange, reflective piping, EN 343 class 3 (top class) for breathability: RET < 10 m² PA/W, water column: ≥ 10,000 mm.



Trousers

Ventilation zips on the thighs, side zip makes the trousers easier to put on, ventilation openings at the hip provide access to work trousers, proven thorn resistance made of ACTION ARCTIC material in vulnerable areas, practical thigh pocket, outer fabric: 70% polyester, 30% polyamide, membranes: 100% polyurethane, lining: 100% polyester.

Size	Order No.
XS	0000 885 1048
S	0000 885 1052
M	0000 885 1056
L	0000 885 1060
XL	0000 885 1064

ADVANCE base layers

With knitted chainsaw motif. UV protection BS EN13758-1: 50+, outer fabric: 60% polyester, 34% polyamide, 6% elastane, fibre contains a biocidal product, seamless knitted inserts for a good fit and optimum body temperature, very good moisture wicking, quick-drying thanks to different waterproof or water-absorbing materials on the inside and outside, anti-bacterial silver ions.



Short-sleeved base layer
Crew neck.

Long-sleeve base layer
Zip, thumb loops, ribbed padding on the shoulders, elbows and lower arms.

Colour - Black

Size	Order No.
S	0088 585 0048
M	0088 585 0052
L	0088 585 0056
XL	0088 585 0060
XXL	0088 585 0064

Colour - Black

Size	Order No.
S	0000 888 6048
M	0000 888 6052
L	0000 888 6056
XL	0000 888 6060
XXL	0000 888 6064



Base layer trousers
Thermal functional zones on the seat and back of the legs, ribbed padding on the knees and shins.

Colour - Black

Size	Order No.
S	0000 888 5948
M	0000 888 5952
L	0000 888 5956
XL	0000 888 5960
XXL	0000 888 5964

DYNAMIC Mag Cool t-shirt



With MS 661 C-M graphic. Outer fabric: 100% polyester, extremely functional, wicks moisture away from the body, breathable, quick-drying, odour-neutral.

Colour - Black

Graphic in silver

Size	Order No.
S	0088 302 0048
M	0088 302 0052
L	0088 302 0056
XL	0088 302 0060
XXL	0088 302 0064

Colour - High-visibility orange. Graphic in black

Size **Order No.**

S	0088 302 0148
M	0088 302 0152
L	0088 302 0156
XL	0088 302 0160
XXL	0088 302 0164

Mag Cool t-shirt*



Attractive and sporty t-shirts with special, quick-drying breathable material to transport the moisture away from the body. Comfortable to wear and easy to clean.

Colour - Black

Graphic in orange

Size	Order No.
S	7009 871 0140
XL	7009 871 0143
XXL	7009 871 0177

Colour - High-visibility orange. Graphic in black

Size	Order No.
S	7001 883 2800
XL	7001 883 2803
XXL	7001 883 2804

V-shirt

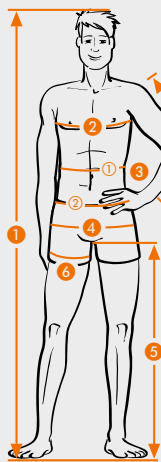


Short sleeve V-neck t-shirt with orange piping down the arms and STIHL logo on chest. 100% cotton.

Black/Orange

Size	Order No.
S	0464 035 0005
M	0464 035 0006
L	0464 035 0007
XXL	0464 035 0009

Dimensions for standard and custom clothing



- ① **Height**
from top of head to sole of foot
- ② **Chest circumference**
running horizontally around the body at the widest point of the chest
- ③ **Waist circumference**
around the waist, without tightening
For trousers: waistband circumference (at trouser waist)
For overalls: stomach circumference (at navel)
- ④ **Seat circumference**
at the widest point of the seat
- ⑤ **Inseam**
measured from the crotch to the ground
- ⑥ **Thigh circumference**
at the widest point of the thigh

- ⑦ **Arm length**
length from shoulder edge to knuckle with arm angled
- Jacket length**
without collar, to cuff (measured with a well-fitting jacket)

Stand upright, with a relaxed posture. Ask a second person to measure you.

For **standard clothing** the chest circumference, waist circumference, seat circumference and inseam are needed.

For **custom sizes**, we require all listed measurements. Prices and terms of delivery for custom sizes are available from your local STIHL dealer.

Your jeans size – **waist** and **length** – is also a good way to estimate your correct size.

Measurement chart for the following styles:

ECONOMY PLUS, ADVANCE X-Flex, ADVANCE X-Shell, ADVANCE Climbing, Protect, Protect471, 3Protect, Multi Protect, Raintec, ADVANCE Baselayer, STIHL TIMBERSPORTS® Collection.

Normal international sizes (jackets and pants)

International sizes	XS (42–44)	S (46–48)	M (50–52)	L (54–56)	XL (58–60)	XXL (62–64)
Waist in inches	24–28	28–32	32–36	36–40	40–44	44–48
Length in inches	30	32	32	34	34	34
Height ^① in cm	164–170	170–176	176–182	182–188	188–194	188–194
Chest circumference ^② in cm	80–88	88–96	96–104	104–112	112–120	120–128
Waist circumference ^③ in cm	61–71	71–81	81–91	91–101	101–110	110–120
Seat circumference ^④ in cm	84–92	92–100	100–108	108–116	116–124	124–132
Inseam ^⑤ in cm	78	81	83	85	86	86

Measurement chart for the following styles:

All Chaps, Professional Protective Pants (blue) and Government and Utility Protective Pants (all).

Sizes	Waist circumference in cm	Length cm	Waist circumference in inches	Length inches
Chainsaw chaps and pants				
Short	–	95	–	37.5
Regular	–	100	–	39.5
Tall	–	105	–	41.5
Small	77-84	–	30–33	–
Medium	85-92	–	33–36	–
Large	93-100	–	36–39.5	–
X-large	101-108	–	39.5–42.5	–





STIHL professional tip:



The better your trousers fit, the better protection they give you.



Face, ear and head protection, safety glasses, and work gloves

-  Protects the head, ears and face from engine noise, wood chips and debris
-  Adjustable face and ear protection
-  Large choice of models to suit your needs
-  Ear protection with Bluetooth connectivity

Professional earmuffs – overhead



STIHL ComfortMAX professional earmuffs for high noise situations – 32 dB(A). Padded head band, fully adjustable.

Order No. 7004 884 0504

Home Owner option available, 29dB(A).

Order No. 7004 884 0503

Homeowner earmuffs – neck band



Suitable for hat wearers. STIHL ComfortMAX homeowner earmuffs for medium noise situations.

Order No. 7004 884 0506

Replacement earmuffs – for helmets



Low noise

Order No. 7004 884 0405

Medium noise

Order No. 7004 884 0406

High noise

Order No. 7004 884 0407

Hush buddies



Banded earbuds with a low protection level – 19 dB(A)

Order No. 7004 884 0508

Ear protectors with Bluetooth® (BT)

Suitable for a wide variety of uses, such as with a smartphone, Bluetooth® 4.0, separate AUX input, battery runtime up to 38 hours, BS EN 352, SNR 29 (H : 33; M: 26; L: 18).



DYNAMIC BT

Order No. 0000 884 0519

Polycarb shield



With soft padded head strap and ear defenders. Enlarged visor, inner visor with anti-fog coating, additional forehead protection.

AS/NZS 1337.1: 2012

Order No. 0000 884 0565

Spare visor

Order No. 0000 884 0240

Mesh Shield



With soft padded head strap and ear defenders. Enlarged visor, additional forehead protection.

AS/NZS 1337. 2 :2012

Order No. 0000 884 0566

Spare visor

Order No. 0000 884 0241

Helmet sweatband – terry towelling



Order No. 7004 884 0103

Helmet sweatband – lambswool



Order No. 7004 884 0104

Replacement sweatpads – for earmuffs



Order No. 7004 884 0401*

Breakable chin strap



Order No. 7004 884 0106*

Multi fit visor – steel mesh



Certified to AS/NZS.1337.1:2010
Medium impact rating

Order No. 7004 884 0201

Visor holder for earmuffs



To suit face guard kits.

Order No. 7004 884 0404*

Visor holder for helmet



To suit helmet kits.

Order No. 7004 884 0403

VisionMAX safety glasses



Fashionable safety glasses with anti-scratch lenses, padded nose bridge and grip arms for added comfort. Medium impact rating[Ⓛ], certified to AS/NZS 1337.1

Smoked

Order No. 7004 884 0303*

VisionMAX+ safety glasses – polarised



Polarised fashionable safety glasses with anti-scratch lenses, padded nose bridge and gripped arms for added comfort. Medium impact rating[Ⓛ], certified to AS/NZS 1337.1. Polarised lenses reduce glare, comes with microfibre protective bag.

Polarised

Order No. 7004 884 0304*

VISION safety glasses



Lightweight, comfortable safety glasses with anti-scratch lenses. Medium impact rating[Ⓛ], certified to AS/NZS 1337.1

Clear

Order No. 7004 884 0300

Mirrored

Order No. 7004 884 0301

Smoked

Order No. 7004 884 0302

[Ⓛ] When working with brushcutters, edge trimmers, clearing saws, blowers/mistblowers and cut-off saws, eye protection (AS/NZS 1337.1 compliant) must always be worn! *While stocks last

Personal protective equipment

Helmet sets

	Order number	Colour	Ear protection	Australian standards	Face protection	Helmet shell
FUNCTION series						
FUNCTION Basic NEW 	7004 888 0800	●	SNR 24 (H:27; M: 22; L:15) (106 dB(A))	AS/NZS 1801 1270: 2002	Nylon mesh	HDPE
ADVANCE series						
ADVANCE X-Vent NEW 	7004 884 0109	●	SNR 28 (H:34; M:25; L:18) (109 dB(A))	AS/NZS 1801 1270: 2002	Etched metal, very high light penetration	ABS
Special						
Professional helmet kit 	7004 884 0102	●	SNR 30 110/120 dB(A)	AS/NZS 1801 1270: 2002	Spring steel mesh, very high light penetration	ABS








● Fitted as standard

– Not available






⊙ Available as an accessory (not included in helmet set)

	<i>Inner fittings</i>	<i>Adjustable ratchet</i>	<i>Ventilation</i>	<i>Sweatband</i>	<i>Light penetration</i>	<i>Rain gutter</i>
	6-point	-	Slits	Functional textile	61 %	●
	6-point	●	Slits	Synthetic leather	70–80 %	-
	6-point	●	Slits	Lambswool	-	-

Personal protective equipment

	Sizes	Order number	Material	Fit/cut	Sensitivity	Durability	Low temperature protection	Cuff	Special features
FUNCTION series									
Protective gloves									
SensoGrip FUNCTION 	M = 9 L = 10 XL = 11	0000 884 1182 0000 884 1183 0000 884 1184	Knit with polyurethane dipping	+++	+++	+	-	Elastic	Good grip, good water protection
Universal FUNCTION 	Universal size	0000 884 1118	Cowskin leather/canvas back	+	+	++	-	Open cuff	Long cuff
DuroGrip FUNCTION 	S = 8 M = 9 L = 10 XL = 11	0088 611 0108 0088 611 0109 0088 611 0110 0088 611 0111	Knit with latex dipping	++	+	+++	++	Elastic	Good (wet) grip, good water protection
Cold-protection gloves									
FUNCTION 	S = 8 M = 9 L = 10 XL = 11	0088 611 0308 0088 611 0309 0088 611 0310 0088 611 0311	Knit with latex dipping	++	+	+++	+++	Elastic	Good (wet) grip, good water protection
Cut protection gloves									
Protect MS FUNCTION 	S = 8 M = 9 L = 10 XL = 11	0000 883 1508 0000 883 1509 0000 883 1510 0000 883 1511	Cowskin leather/textile back	+	+	+++	++	Elastic	Cut protection class 0
DYNAMIC series									
Protective gloves									
DYNAMIC Duro 	S = 8 M = 9 L = 10 XL = 11	0000 884 1192 0000 884 1193 0000 884 1194 0000 884 1195	Cowskin leather	++	+	+++	-	Open cuff	All-round leather
DYNAMIC SensoLight 	S = 8 M = 9 L = 10 XL = 11	0088 611 0008 0088 611 0009 0088 611 0010 0088 611 0011	Sheepskin leather/textile back	++	+++	++	-	Elastic, velcro fastener	Lightweight, reflective strips

+ Good ++ Very good +++ Excellent - Not available

	Sizes	Order number	Material	Fit/cut	Sensitivity	Durability	Low temperature protection	Cuff	Special features
DYNAMIC series									
Protective gloves									
DYNAMIC Vent 	S = 8 M = 9 L = 10 XL = 11	0000 883 8507 0000 883 8500 0000 883 8501 0000 883 8502	Synthetic leather/textile back	++	++	-	-	Elastic, velcro fastener	Light, breathable
Cut protection gloves									
DYNAMIC Protect MS 	S = 8 M = 9 L = 10 XL = 11	0000 883 1512 0000 883 1513 0000 883 1514 0000 883 1515	Cowskin leather/textile back	++	++	+++	++	Elastic	Cut protection class 1
ADVANCE series									
Protective gloves									
ADVANCE Ergo 	M = 9 L = 10 XL = 11	0000 884 1197 0000 884 1198 0000 884 1199	Cowskin leather/textile back	++	++	+++	+	Elastic	Pulse protection
ADVANCE Ergo FS 	M = 9 L = 10 XL = 11	0000 883 8504 0000 883 8505 0000 883 8506	Cowskin leather	+++	++	+++	-	Velcro fastener	Impact protection, reflective strips
ADVANCE Ergo MS 	S = 8 M = 9 L = 10 XL = 11	0088 611 0208 0088 611 0209 0088 611 0210 0088 611 0211	Cowskin leather/textile back	+++	+++	++	-	Elastic, velcro fastener	Breathable, reflective strips

All gloves comply with the EN 388 and EN 420 standards.



1 Battery power tools

Battery models

The lithium-ion symbol designates STIHL tools that use innovative battery technology. All batteries only contain premium lithium cells which meet high safety standards. They can be fully recharged up to 1,200 times with only a slight loss of capacity.

Basic models feature a intergrated lithium-ion battery and are charged using mains voltage. For additional convenience, the charge status is indicated by several LEDs (except on the HSA 25).

Lithium-Ion

The addition of COMPACT to a product name indicates the STIHL COMPACT cordless power system range. A replaceable AK lithium-ion battery can be used in all the tools in this range. To ensure greater convenience, the charge status of these batteries is indicated by several LEDs.

**Lithium-Ion
COMPACT**

PRO is added to product names for tools that are compatible with AP and AR batteries. These batteries feature additional power output and duration, which makes them particularly useful for professional applications.

**Lithium-Ion
PRO**

Battery quick charge system

The innovative charging process for quick chargers shortens the total charge time by up to 30% compared with a traditional charger, whilst retaining the same charging current. The process also guarantees gentle charging without overloading the battery.

Activation key

Tools with an integrated battery are supplied with an activation key. When this is removed there will be no power supply to the tool. Tools can be cleaned, stored and transported safely in this state. Spare activation keys are available from your local STIHL dealer.



STIHL EC technology

The brushless electric motor (EC) from STIHL is energy-efficient and almost wear-free, thanks to features including the STIHL EC electronics upstream. As an intelligent switching centre, it detects the battery plugged into the tool at any point in time, and supplies the EC engine with the right power output for the battery. This ensures that the tool always has the optimum power output available – and does so consistently throughout the battery draining process.

**EC
MOTOR**

Use in the rain

STIHL cordless tools with this symbol can also be used in the rain. The information signs on the tool and in the user manual must also be taken into account. Please note that rain, mist and other moisture can differ in intensity and that the tools cannot be used in extreme conditions. Keep the batteries out of salty environments and away from contaminated liquids. Dry the battery and tool after use. Chargers should only be used in dry areas.



Use without ear protection

Cordless technology makes the tools ideal for noise-sensitive areas such as hospital gardens, parks and residential areas. Observe the information provided in the user manual.



2 Chainsaws and pole pruners

Petrol chainsaws

Master control lever

All functions, such as start, run and stop, can be operated with just one hand.

Ergonomic handle design

Allows easy handling of the saw in any working position.

Felling guide

Raised lines that act as a felling guide have been integrated into the chainsaw design for better directional control during felling.

Technology highlights



HD2 filter

The HD2 filter is made from polyethylene filter material with up to 70% finer pores than fleece and polyamide filters. As a result, it traps very fine dust. It is also oil- and water-repellent. The PET-covered round filter cartridge with quick-release lock enables the filter to be assembled and disassembled in next to no time, and without needing to use tools.



Rear hand guard

Protects the user's rear hand against branches or parts of the saw chain if they come off or break.

Compensator

This keeps the fuel-air mix constant even when the air filter becomes increasingly dirty.

Manual fuel pump

STIHL chainsaws and pole pruners with manual fuel pumps allow improved starting with a reduced number of starting pulls. Pressing the primer fills the carburettor control chamber with fuel. This ensures that there is sufficient fuel present to create an ignitable air-fuel mix on starting, requiring significantly fewer starting pulls.



Controlled-delivery oil pump

Different bar lengths, wood types and sawing techniques require different amounts of oil. The controlled-delivery oil pump allows the user to select just the right amount of oil for the job at hand.


Side-mounted chain tensioning

Side-mounted chain tensioning makes it easy to tension the chain safely.



Plunge guide

For better directional control during plunge cutting jobs, raised lines that act as plunge guides have been integrated into the start-up mechanism design.



STIHL 2-MIX engine

The STIHL 2-MIX engine is both powerful and economical. Separating the exhaust emissions from the unburnt gas minimises scavenging losses, and therefore increases the power output while reducing consumption.



STIHL anti-vibration system

Precisely calculated buffer zones minimise the transfer of engine and saw chain vibrations to the front and rear handles. The chainsaw therefore runs noticeably smoother. This allows the user to save their strength and work longer.



STIHL ElastoStart

An even pull on the starter cord tensions the spring against the compression pressure. Stresses caused by jerky movements are avoided. The spring automatically releases the stored energy to the crankshaft, starts it moving and ensures that the engine will start reliably. This allows the starter cord to be pulled two-thirds slower.



STIHL Easy2Start (E)

An even pull on the starter cord tensions the spring against the compression pressure. Stresses caused by jerky movements are avoided. The spring automatically releases the stored energy to the crankshaft, starts it moving and ensures that the engine will start reliably. This allows the starter cord to be pulled two-thirds slower.



STIHL Injection (i)

Injection technology enables very easy operation. The master control lever is no longer required – all the user needs to switch off the tool is a stop button. Fully electronic engine management with sensor-supported characteristic mapping guarantees optimum engine performance and excellent acceleration in all usage conditions. The control unit uses real-time measurement to calculate the precise fuel quantity and ideal ignition timing. Fuel is injected directly into the crankcase by the injection valve. The unique combination of lightweight engineering and cutting-edge engine technology ensures the best power-to-weight ratio in the market, combined with a compact design.



STIHL Quick Chain Tensioning (B)

The saw chain can be tensioned quickly and easily simply by turning the adjusting wheel. Turn the adjusting wheel to the left to loosen the saw chain, turn it to the right to tighten the saw chain. The guide bar is automatically secured in place when the sprocket cover is re-tightened.



STIHL M-Tronic (M)

Fully electronic engine management regulates the ignition timing and fuel metering in all operating conditions, taking into account external conditions such as temperature, altitude and fuel quality. It consistently ensures optimum engine performance, constant maximum speed and very good acceleration performance. No manual carburettor adjustment is necessary with M-Tronic. For a cold start STIHL M-Tronic only needs one start position on the combi-lever. After starting, you can immediately power up to full speed. The amount of fuel required is precisely calculated by the system and supplied as needed. Otherwise you start as usual in position I. M-Tronic also remembers the settings from the last time the tool was used. So when external conditions are the same, full engine performance is at your disposal immediately after you restart.



Stop button function

After the machine is turned off, the control lever immediately moves back into the operating position. This allows a warm machine to be restarted immediately. (M-Tronic model only)



Transparent fuel tank

Allows the user to quickly and easily check the fuel level without having to open the fuel tank.


Tool-free fuel caps

Special caps allow you to open and close the tank caps quickly, easily and without tools.

Electric chainsaws

Overload protection

In case of overload, the electric motor switches off automatically to protect against damage from overheating. On the MSE 141 to MSE 210 tools, an overload button is activated. If the knob is pressed after a short period of waiting, the machine can be restarted.



3 Cutting attachments

Saw chains

Hardened rivets

Every rivet in a STIHL saw chain is induction-hardened, altering the structure of the metal lattice. The rivets therefore become harder and more resistant to wear.



Smooth rivet holes

A special stamping technique is used to give rivet holes a mirror-smooth finish. This improves the running properties of the chain and increases service life.

Hard chrome coating

All STIHL chainsaw teeth are made of special steel. A chrome coating is galvanised onto the cutter top plates for high resistance against wear. This means the teeth stay sharp for longer.



Stretching

The final production step for every STIHL saw chain involves exposure to a high and constant tensile load.

This "stretching", when used the first time, reduces to an absolute minimum any subsequent elongation of the chain, increases its durability and minimises wear and tear.



STIHL Oilomatic lubrication system

Narrow oil channels in the saw chain links funnel the chain lubricant directly into the rivets. Recesses in which chain lubricant can collect are stamped into both ends of the drive links. This allows better distribution of the oil over the sliding surfaces of the guide bars and improves lubrication by 10% as compared to tools without recesses on both ends.



Guide bars

Replaceable bar nose

Should the bar nose wear out, it can be easily replaced entirely including the roller bearings (on Rollomatic ES and Rollomatic ES Light guide bars).

Lightweight guide bar

The STIHL lightweight guide bars E Light and ES Light differ in their construction. The E Light guide bars are made of electrically welded steel plates, extensively hollowed out and filled with fibreglass-reinforced polyamide. This makes the bars particularly light. With ES Light bars, the spaces are cut out and then welded using a special laser process. This produces an extremely stable hollow body with a rigid outer structure and substructure. Both designs offer savings in weight and improved chainsaw balance. Your chainsaw's centre of gravity shifts towards your body, noticeably reducing the load on your spine.



Technology highlights

Bar length

The actual cutting length is shorter than the specified bar length and varies depending on the chainsaw model.

STIHL Ematic System

Compared to conventional bars without Ematic, the STIHL Ematic system reduces the consumption of chain lubricant by up to 50%, depending on the type of wood and the cutting attachment used. This system comprises a STIHL Ematic or Ematic S guide bar, a STIHL Oilomatic saw chain and a variable-flow or reduced-flow oil pump. As a result, virtually every drop of chain lubricant is delivered to precisely where it's needed..



STIHL Rollomatic E

Features of the STIHL Rollomatic E (STIHL Ematic) with small (narrow radius) bar nose:

- Sprocket noses with up to 10 teeth, sprocket mount fastened with 4 rivets
- Reduced kickback
- Ideal for all-round use such as harvesting thin wood, trimming and in forestry, with chainsaws with an output of up to 3.5 kW

Features of the STIHL Rollomatic E (STIHL Ematic) with large (wide radius) bar nose:

- Sprocket noses with 11 or more teeth, sprocket mount fastened with 6 rivets
- High piercing performance
- For professional use on heavy-duty felling and bucking jobs, with chainsaws of middle or high performance above 3.5 kW

Sprocket nose with sealed roller bearings

The sealed bearings prevent corrosion by blocking out dirt and grime. Less maintenance is required because the lubrication included lasts for the entire life of the guide bar. This increases the service life of the bearings by up to 80% compared to open bearings with an oil hole. The sprocket nose is replaceable.




4 KombiSystem and MultiSystem

Automatic decompression

The decompression system reduces the compression pressure and thereby also the effort required to pull the starter cord, so the engine can be started more easily.

Loop handle (R) with barrier bar

The barrier bar on the loop handle prevents feet and legs from coming too close to the moving blades or mowing heads.



Quick-release coupling

The innovative quick-release coupling enables all KombiEngines and KombiTools to be quickly separated and reassembled – no tools required.



5 Lawn Mowers

Mono comfort handlebars

The mono comfort handlebars can be adapted to different user heights, enabling tool-free working. The handlebar folds, meaning that the lawn mower can be transported more easily and takes up less space during storage. This lawn mower's special design means that the grass collection box can be easily removed.



Vario wheel drive

The speed of the drive can be adjusted regardless of the engine speed, meaning that the cutting and catching performance remain constant. The drive is variable, via a lever on the bar.

6 Grass trimmers, brushcutters and clearing saws

Automatic decompression


The decompression system reduces the compression pressure and also the effort required to pull the starter cord, so the engine can be started more easily.

ECOSPEED

With the ECOSPEED function, you can use your brushcutter in a more economical operating mode. Simply turn the wheel to the minus direction, thereby reducing the maximum engine speed. This keeps your brushcutter running at partial throttle, though you can shift to full throttle when necessary by pressing the throttle lever, despite the set limit. Operating at partial load reduces fuel/energy consumption and means you can work much longer with one tank of fuel and a single battery charge. The centrifugal force is also noticeably lower when running at partial load compared to full capacity, making the tool easier to control.

Ergonomic bike handle

The bike handle enables a natural sweeping movement when mowing and is the best choice for mowing larger areas. Combined with an ADVANCE PLUS universal harness or ADVANCE PLUS forestry harness and the appropriate tool, it makes mowing even more effortless.



Mowing lines

Mowing lines are available in different shapes and strengths for different applications. A spiral groove embossed in the mowing line makes some of our lines quieter than conventional round mowing lines. The indentations in the surface of the line interrupt the otherwise uniform air stream. Turbulence is produced, the whistling effect is reduced and the mowing noise is considerably quieter.



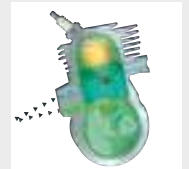
Bike handle adjustment

The central clamp enables the ergonomic bike handle to be easily adjusted without tools to suit the height of the user. The handle can be rotated by 90°, making it more compact for transport and storage.



STIHL 2-MIX engine

The STIHL 2-MIX engine is both powerful and economical. Separating the exhaust emissions from the unburnt gas minimises scavenging losses, and therefore increases the power output while reducing consumption.



STIHL 4-MIX® engine

The STIHL 4-MIX® engine runs on a standard petrol-oil mix (1:50). The petrol-oil mix is distributed throughout the engine via a bypass channel in the cylinder head for complete lubrication. This mix-lubricated system avoids the need for components such as an oil pump, sump and oil tank.

STIHL ElectroStart (F)

Enables users to restart the tool quickly and easily at the push of a button, at temperatures above 0°C, without having to take it off their back first.

STIHL M-Tronic (M)


Fully electronic engine management regulates the ignition timing and fuel metering in all operating conditions, taking into account external conditions such as temperature, altitude and fuel quality. It consistently ensures optimum engine performance, constant maximum speed and very good acceleration performance. No manual carburettor adjustment is necessary with M-Tronic. For a cold start STIHL M-Tronic only needs one start position on the combi-lever. After starting, you can immediately power up to full speed. The amount of fuel required is precisely calculated by the system and supplied as needed. Otherwise you start as usual in position I. M-Tronic also remembers the settings from the last time the tool was used. So when external conditions are the same, full engine performance is at your disposal immediately after you restart.



7 Hedge trimmers and long-reach hedge trimmers

Screw-on tip protector

This T-shaped device made of sheet steel is fastened to the end of the cutter bar with two screws. It protects the blade from contact with the ground or wall and can be replaced easily if it becomes worn.



Technology highlights

Lightweight gear system

Magnesium is an important material in STIHL chainsaws. It is around a third lighter than aluminium and features high strength in relation to its weight. In comparison to other metals, magnesium can be processed very precisely in the die-casting process, for example in engine casings. Just the right material to design and manufacture a lightweight yet robust transmission unit. It can also be recycled, i.e. worn-out parts can be melted down and reused without any loss of quality.

Manual fuel pump

STIHL hedge trimmers and long-reach hedge trimmers with manual fuel pumps are easier to start, as they require fewer pulls on the starter cord. Pressing the primer fills the carburettor control chamber with fuel. This ensures that there is sufficient fuel present to create an ignitable air-fuel mix on starting, requiring significantly fewer starting pulls.

STIHL Easy2Start (E)

An even pull on the starter cord tensions the spring against the compression pressure. Stresses caused by jerky movements are avoided. The spring automatically releases the stored energy to the crankshaft, starts it moving and ensures that the engine will start reliably. This allows the starter cord to be pulled two-thirds slower.



Tool-free fuel caps

Special caps allow you to open and close the tank caps quickly, easily and without tools.

Hedge trimmers

Rotating multi-function handle

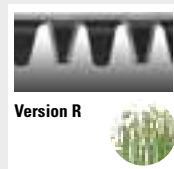
The rotating control handle allows an optimum grip position for every job – for simple and reliable operation.



HS 82 R and HSA 94 R, pruning version (R)

For large-scale pruning or clearing of thick hedges:

- Wide tooth spacing
- Large teeth
- Gear ratio for high cutting power



HS 82 T, HS 87 T and HSA 94 T, trimming version (T)

For perfect trimming and contouring:

- Narrow tooth spacing
- Small teeth
- Gear ratio for a high stroke rate



Long-reach hedge trimmers

Shaft lengths as needed

Long-reach hedge trimmers with long shafts are primarily used for high and wide hedges. The shorter K versions with an elongated handle tube are handy tools for working on low hedges.

ECOSPEED

With the ECOSPEED function, you can use your long-reach hedge trimmer in a more economical operating mode. Simply turn the wheel to the minus direction, thereby reducing the maximum engine speed. This keeps your long-reach hedge trimmer running at partial load; however, despite this limited setting, you can shift to full capacity when necessary by pressing the throttle lever. Operating at partial load reduces fuel/energy consumption and you can work much longer with one tank of fuel or a single battery charge.

Quick-release cutter bar adjustment system

The cutter bar can be adjusted in increments and can be folded and locked parallel to the shaft for transport.



Loop handle

The compact loop handle is made from durable black plastic. The nearly 180° curve allows the handle to be adjusted to different positions, particularly when working in areas where space is limited.

8 Garden shredders

Turning technology

The rotational direction of the shredder blades can be changed using a switch. Hard materials such as branches are chipped in the clockwise direction, whereas powerful blades in the anti-clockwise direction convert leafy material into compostable mass. The blades are effectively protected by this switchable processing of shreddable material.

9 Cleaning systems

Blowers

Gutter cleaning set

The useful, approx. 3 m long, gutter cleaning set for blowers and vacuum shredders allows you to clean gutters – even those that are hard to reach.



Manual fuel pump

STIHL blowers with manual fuel pumps allow improved starting with a reduced number of starting pulls. Pressing the primer fills the carburettor control chamber with fuel. This ensures that there is sufficient fuel present to create an ignitable air-fuel mix on starting, requiring significantly fewer starting pulls.

STIHL ElastoStart

Due to compression pressure, jerky stresses occur when starting internal combustion engines. The damping element in the ElastoStart special starter grip alternately absorbs and releases force according to the compression pattern. The result is smooth, even starting.

STIHL ElectroStart (F)

Enables users to restart the tool quickly and easily at the push of a button, at temperatures above 0°C, without having to take it off their back first.

Vacuum shredders

Star-shaped shredder

The star-shaped shredder made of high quality steel ensures reliable shredding of cuttings in the SH 56 and SH 86.



Sweeping machines

The STIHL MultiClean represents a clever sweeping system.

The circular brushes brush up debris in front of the sweeping machine before it can get caught underneath.

High-pressure cleaners

Aluminium telescopic handle

The aluminium telescopic handle can be retracted for easy transportation and to save storage space.



Anti-twist coupling

Prevents the high-pressure hose from twisting. This means its full length can always be used.

Double lance holder

For easy storage of both spray lances with fan jet nozzle and rotary nozzle on the tool.

Bracket for flat textile hose

The flat textile hose can be secured directly on the machine in the holder supplied. This keeps it safely stored away, while ensuring it is quickly available again when required.

Fold-out front cover

The integrated nozzle holders under the front cover ensure the safe and dirt-free storage of rotary and fan jet nozzles. This also ensures quick access to both nozzles when needed.



Pressure gauge

With the pressure gauge, you can always see the current operating pressure.



Detergent measuring system

The measuring system allows you to conveniently add the correct quantity of cleaning agent to the water. This is both environmentally-friendly and efficient. All models with a detergent tank can also be connected to external detergent tanks.

Safety shutdown

If a high-pressure cleaner is switched on but has not been used for 30 minutes, the safety shutdown feature automatically disconnects it from the power supply.

Technology highlights

Flat textile hose with hose holder

Lighter and more flexible low-pressure hose for connecting the high-pressure cleaner to the water tap. Using the holder supplied, the flat textile hose can be easily rolled and unrolled and compactly stored directly on the machine. This means the high-pressure cleaner is quickly ready for use. Ensure the hose is unwound before turning the tap on.



Wet and dry vacuum cleaners

Adapter for power tool use

This adapter allows the power tool to be directly connected to the vacuum hose. Dust and dirt is then vacuumed up immediately while sawing or grinding.



Stainless steel handle with quick-release coupling

The standard quick-release coupling makes it possible to quickly and easily attach the suction hose to the handle.

Multiple filter system

An even higher degree of filtration is achieved by combining the filter bag and filter element.

Delayed shutdown

If the vacuum is switched on via the automatic switch-on function, it will continue running for a brief period after the electric power tool has been turned off. This ensures that any remaining grit and shavings are removed from the hose.

Soft start-up

The soft start-up limits the initial current when the vacuum is switched on, which increases the engine's service life.

10 Mistblowers and sprayers

Fan jet nozzle

- For spraying large areas and rows
- Suitable for flowerbeds and fruit and vegetable cultivation in greenhouses and gardens
- Ideal for spraying large areas with insecticides, herbicides and fungicides



Hollow cone nozzle

- For spraying bushes, trees and individual plants
- Perfect for applying insecticides, herbicides and fungicides to individual garden plants
- The nozzle allows you to spray plants and leaves from above or below



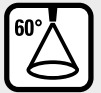
Adjustable nozzle

- Can be adjusted to changing conditions and different applications
- The spray angle can be variably adjusted for an optimum spraying pattern, from full jet (0°) to a hollow cone (90°)



Full cone nozzle

- For treating with individual plants
- Ideal for fine dosing e.g. protective agents for wilderness areas, or herbicides
- Suitable for applying release agents in the construction industry



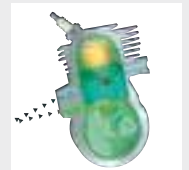
STIHL anti-vibration system

The STIHL anti-vibration system reduces the amount of engine vibrations transmitted to the harness. This reduces the strain on the user's back muscles.

11 Concrete cutters, cut-off saws and earth augers

STIHL 2-MIX engine

The STIHL 2-MIX engine is both powerful and economical. Separating the exhaust emissions from the unburnt gas minimises scavenging losses, and therefore increases the power output while reducing consumption.



STIHL ElastoStart

Due to compression pressure, jerky stresses occur when starting internal combustion engines. The damping element in the ElastoStart special starter grip alternately absorbs and releases force according to the compression pattern. The result is smooth, even starting.

Concrete cutters

Rubber guard

When cutting walls, this large rubber guard protects the engine casing when the guide bar is fully submerged.

Cut-off machines

Electronic water control

The user can activate the electronic water control system by pressing a button while the engine is running. The water then switches on and off during cutting automatically, depending on the engine speed. The water volume can be regulated by simply pressing the plus/minus buttons. The result: perfect dust suppression at the push of a button. The memory function ensures that after the engine is restarted, the same amount of water is automatically supplied as was set for your most recent application. Users can restart work immediately without having to apply any settings, even after long breaks.



Semi-automatic belt tensioning

Gentle, consistent re-tensioning increases the service life of the belts and bearings.

Long-life air filter system with cyclone air routing

The innovative cyclone air routing system means no more daily filter cleaning and an extremely long filter life. It ensures that, even during the first filtering stage, approximately 80% of dust particles in the air are removed.

Unlike conventional systems, these particles do not collect in the foam filter, but are separated by the cyclone air routing system and vented back into the outside air.



Quick-mounting system

This system allows for quick and easy mounting and dismounting of the cut-off machine on the STIHL cart. No tools are required.

Protection segments in abrasive cutting wheels

When cutting asphalt, the protection segment protects the other segments from excess wear on the laser welding that connects the segments to the steel blade. In addition, the protection segments prevent uneven wear to the left and right of the segments, meaning that the cutting wheel is prevented from jamming when cutting.

STIHL Injection (i)

Injection technology enables very easy operation. The combi-lever is no longer required – all the user needs to switch off the tool is a stop button. Fully electronic engine management with sensor-supported characteristic mapping guarantees optimum engine performance and excellent acceleration in all usage conditions. The control unit uses real-time measurement to calculate the precise fuel quantity and ideal ignition timing. Fuel is injected directly into the crankcase by the injection valve. The unique combination of lightweight engineering and cutting-edge engine technology ensures the best power-to-weight ratio in the market, combined with a compact design.



STIHL QuickStop cutting wheel brake

Designed to reduce the risk of kickback injury when the cutting wheel guard has been fully opened, exposing the top of the wheel (on the TS 440 model only). The rotation of the wheel is stopped in fractions of a second when kickback energy is sufficiently high. A sensor detects the kickback and activates the brake.


Cutting depth adjuster

This allows for precise adjustment of the cutting depth from the upper handlebar.

Earth augers

Multi-function handle

The ergonomically shaped multi-function handle is built into the handle frame on the earth auger. The stop button, idle and throttle cable can be operated with one hand.



QuickStop drill brake

If the drill jams in the ground, the QuickStop drill brake is engaged by the user's thigh and stops the device immediately. It also acts as a reverse rotation lock. A jammed drill can be easily removed from the drill hole by turning it in a counter-clockwise direction.



STIHL 4-MIX® engine

The STIHL 4-MIX® engine runs on a standard petrol-oil mix (1:50). The petrol-oil mix is distributed throughout the engine via a bypass channel in the cylinder head for complete lubrication. This mix-lubricated system avoids the need for components such as an oil pump, sump and oil tank.

12 Hand tools and forestry accessories

Anvil cut

The cutting blade and the wide counterblade come into direct contact. The wide counterblade is therefore called the "anvil". Lateral forces are barely utilised, meaning that straight, dead and hard wood can be very easily cut through. With soft, fresh cuttings, the underside of the bark can be pulled out before cutting.



Tool-free fuel cap

The fuel cap is easy to open with a press and turn motion even when wearing gloves. Thanks to its design and the double seal, the fuel cap cannot be opened accidentally and dirt particles cannot get into the fuel tank.

Technology highlights

Bypass cut

With this principle, the blade and anvil past by each other flush during cutting. The cut created in this way is consistently flat, without crushing the cuttings. The bypass cut should generally be preferred for green cuttings. Due to the comparatively high level of force required for cutting, trimmers with an anvil cut should be used when working for extended periods with harder wood.



Impact protection sleeve and bolted safety plate

The handle and head form an inseparable whole thanks to the combination of the long steel handle protection sleeve, ring wedge, safety plate and safety screw. The result is an extremely stable joint with excellent advantages:

- Long tool service life – which means excellent value for money
- Outstanding work safety



Cut protection areas on chainsaw cut protection clothing

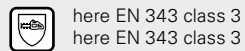
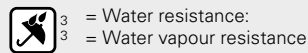
The cut protection areas of the chainsaw cut protection clothing are marked with black in pictograms, in accordance with DIN EN 381.



13 Personal protective equipment

EN 343 rain protection

STIHL outdoor wear provides protection against rain and wind when working outdoors, and is comfortable to wear because the material allows evaporated sweat to pass through it. EN 343 specifies two parameters: water resistance (top number) and water vapour permeability (bottom number). Both are measured in three levels, where class 3 is the most waterproof. The seams are watertight. Example:



EN 381 cut protection



STIHL cut protection is mostly made from fibres developed exclusively for STIHL. Our cut protection clothing is tested by the very prestigious European SMP or KWF testing institutes. The cut protection material is light, breathable and features several layers. If the saw chain penetrates the top layer, bundles of fibres are ripped out and will block the sprocket. This stops the chain and dramatically reduces the risk of injury.



Important note: Personal protective equipment cannot provide absolute protection from injury. Nor is it a substitute for safe working practices. It is therefore essential to follow the safety instructions in the user manuals for both personal protective equipment and power tools, as well as to follow the applicable national accident prevention guidelines.

EN 471 and EN ISO 20471 high-visibility clothing

Both standards specify minimum surface areas of high-visibility colour (for visibility during the day) and retroreflective strips (for visibility at night) and categorise these into three classes, where class 3 has the highest visibility. Wearing a combination of jacket and trousers raises the class by increasing the amount of high-visibility colour and reflective strips. Example:




SNR value

Simplified Noise Reduction is the general noise reduction provided by ear protection. The higher the SNR value, the better the noise reduction. The M noise reduction value is crucial for STIHL power tools. You can find more information on the STIHL website.

UV protection

The UV protection factor (UPF) indicates how long a user wearing sun protection or UV protection clothing can stay out in the sun without risking skin damage. The UPF is comparable to the sun protection factor (SPF) used in the classification of sunscreen. For example, a person with skin type 1 wearing UPF 20 clothing can stay exposed to intense sunlight for 20 times longer without incurring skin damage. The scale used by the BS EN 13758-2 standard has a maximum protection level of UPF 40. However this is exceeded by the UV Standard 801 scale.





STIHL online partners

It's easy to buy or reserve online

STIHL online partners are specialist dealers which also offer the STIHL catalogue range online in addition to their offline business. You can reserve products online from all STIHL online partners.

Your local STIHL dealer feature the "STIHL Online Partner" logo and you can find them using the Dealer Locator on our website www.stihl.com.au



Experience STIHL online

- › Visit us on **facebook**
- › Follow us on **Twitter**
- › Find out more at stihl.com.au or from our **blog**
- › Subscribe to our **email newsletter**
- › Take advantage of the wealth of information on **Google+**
- › Enter the world of STIHL on **YouTube**



Double your warranty with **STIHL** **MotoMix** or **HP Ultra** two stroke oil*

* Buy one 1 litre bottle of HP Ultra or one 5 litre bottle of Motomix and double your standard warranty from 2 to 4 years

The 'Double Your Warranty' offer increases your warranty by a further 2 years when you purchase an eligible STIHL product and a 1 Litre bottle of STIHL HP Ultra Two Stroke oil or a 5 Litre bottle of MotoMix and complete the warranty registration.

The STIHL Standard 'Double Your Warranty' offer is valid on homeowner and landowner petrol powered products (as listed below) and only used in non-income producing or non-commercial applications. Battery and electric powered products do not qualify.



Chainsaws	Blowers	Grass Trimmers
MS 170	BG 56	FS 38
MS 171	SH 56 C-E	FS 45
MS 180	BR 200	FS 45 C-E
MS 181		FS 50 C-E
MS 181 C-BE		FS 55 R-CE
MS 211		FS 55 C-E
MS 211 C-BE		FS 85 R
MS 231		FS 85
MS 231 C-BE	Yard Boss	Hedge Trimmers
MS 251	MM 55	HS 45 - 450
MS 251 C-BEQ	MM 56	HS 45 - 600
MS 251 C-BE		HS 46 C-E
MS 271		
MS 291	Kombi	Augers
MS 291 C-BE		
MS 311	KM 56 R-CE	BT 45
MS 391		




Whether for sawing, mowing, trimming, cleaning or cutting – STIHL products continue to inspire users due to their uncompromising quality and reliability. With a STIHL Approved Dealer always close by, users can remain confident that their machine will have the back-up and long service life they expect. And to make sure STIHL continues to deliver complete satisfaction, our products are only available from your local STIHL dealer.

Your STIHL Approved Dealer

You're in good hands with your local STIHL Approved Dealer – they offer everything from handling tips to servicing work. They can advise you on the most appropriate tools for your requirements, give you useful tips on how to use them correctly and provide professional service. This ensures that your STIHL power tool will remain a pleasure to use for many years to come.

Original STIHL replacement parts

Maximum reliability, even in extreme conditions, is a hallmark of STIHL power tools. If anything should ever go wrong with your STIHL machine, STIHL keeps original spare parts in stock, guaranteeing the performance, safety and long service life of your STIHL power tool. **At STIHL, you can receive original replacement parts for at least 10 years after a chainsaw or power tool has been discontinued.** When you buy STIHL, you're making a long-term investment. Original spare parts can be identified by the STIHL logo or the parts symbol –  a stylised S.

STIHL quality control

The high standard of STIHL power tools is based on the stringent quality requirements applied in all areas of the company. STIHL complies with the international ISO 9001 and ISO 14001 standards for total quality and environmental management. STIHL is constantly working on the ongoing development of all products. This means that the design, technology and features are subject to change.

For your safety

If not used in the approved manner, many of our products can be a source of potential danger to the user or other people, animals and objects in the immediate vicinity. It is therefore essential to carefully read the entire user manual before starting and/or using a product for the first time, and to take sufficient care when using STIHL products, while always adhering to the safety instructions. Non-compliance could result in death or serious injury.

STIHL products are regularly tested by German and international institutions.

We undertake these examinations because we view them as the logical continuation of our own testing programme. We value the judgement of these independent third parties very highly – not least because it gives our customers real peace of mind. The institutions confirm the high quality standards and exemplary technologies built into STIHL products by awarding us quality marks. More comprehensive information regarding our compliance with Directive 2002/44/EC (Vibration) is available at www.stihl.com/vib.

Explanation of quality marks

The test conditions for the quality marks can be viewed on the web pages indicated:

Quality mark of the German Agricultural Society. This independent, non-profit commission determines testing criteria and evaluation standards and is responsible for issuing the quality mark. A Signum Test usually takes six to twelve months to complete. For further information, visit www.dlg.org.



www.dlg.org

The ÖKO-TEST publisher tests products from all goods sectors, particularly in respect of their environmental compatibility and the absence of pollutants. Products that achieve exemplary results in this testing may carry the ÖKO-TEST label, which is considered the most widely-accepted quality seal in Germany. For further information, visit www.oekotest.de.



www.oekotest.de

The European Eco-Label was introduced in 1992 and is recognised by the European Commission, all member states of the European Union and the European Economic Area. For European consumers, the "flower" symbol indicates a high-quality, environmentally-friendly product that has been tested by independent national institutes in each of the member states. For further information, visit www.eu-ecolabel.de.



www.eu-ecolabel.de

All GORE-TEX® shoes and clothing bear the Guaranteed to Keep You Dry™ assurance, which means they are guaranteed to remain waterproof, windproof and breathable throughout the life of the product. For further information, visit www.gore-tex.de.



www.gore-tex.de

Products with the Oeko-Tex® label have been tested and certified according to the Oeko-Tex® Standard 100. Oeko-Tex® Standard 100 is a worldwide testing and certification system for textiles that can be applied to raw, intermediate and end products. The toxicity tests check for prohibited and regulated substances as well as chemicals that are potentially hazardous to health. For further information, visit www.oeko-tex.com.



www.oeko-tex.com

This symbol appears on cut protection clothing, for users of hand-held chainsaws, that has been certified according to EN 381, EN 17249 and EN 20345.



In October 2013, the new standard for high-visibility clothing, EN ISO 20471, replaced the previous EN 471. High-visibility clothing certified in accordance with EN 471 may be sold up until the end of the period specified in the type examination.



General information

1. This catalogue renders all previous catalogues invalid.
2. No claims can be made based on the specifications and images in this catalogue. The design, technology, colours, features and prices are subject to change.
3. Original STIHL chainsaws and power tools can be recognised by their orange/grey colour combination.
4. This catalogue and all its contents are copyright protected. All rights are reserved, particularly alteration, translation and reproduction using electronic systems.

This catalogue contains numerous combinations of tools and accessories designed for different applications and different kinds of users. For normal applications, we advise the use of STIHL recommended combinations. These can be found in your tool's user manual. STIHL dealers can provide you with individual advice regarding the best combination to suit your needs.

STIHL warning about imitations:
www.stihl.com.au/service.aspx

STIHL PTY. LTD.

5 Kingston Park Court
Knoxfield, Victoria 3180
www.stihl.com.au

Customer service contact details:

Phone: 1300 366 665

Fax: 1800 805 804

Email: internalsales@stihl.com.au



Order Number: 0463 931 8323. Printed in Australia. © ANDREAS STIHL AG & Co. KG 2019.

Printed on PEFC-certified paper. The PEFC certificate (Programme for the Endorsement of Forest Certification Schemes) stands for sustainable forest management with the goal of ensuring that forest ecosystems remain intact for future generations. Independent certifying bodies monitor adherence to regulations concerning the awarding of this seal of approval. Companies that use PEFC-certified paper demonstrate their commitment to the environment and their responsible attitude towards wood – an invaluable raw material. For further information, visit www.pefc.org.

For further information and advice: